



Bupa Arabia Q3 2018 Earnings Conference Call and Webcast

November 22, 2018

Disclaimer

This presentation has been prepared by the management of Bupa Arabia (“The Company”). It does not constitute or form part of, and should not be construed as, an offer, solicitation or invitation to subscribe for, underwrite or otherwise acquire, any securities of the Company or any member of its group nor should it or any part of it form the basis of, or be relied on in connection with, any contract to purchase or subscribe for any securities of the Company or any member of its group, nor shall it or any part of it form the basis of or be relied on in connection with any contract or commitment whatsoever.

The information included in this presentation has been provided to you solely for your information and background and is subject to updating, completion, revision and amendment and such information may change materially. Unless required by applicable law or regulation, no person is under any obligation to update or keep current the information contained in this presentation and any opinions expressed in relation thereto are subject to change without notice. No representation or warranty, express or implied, is made as to the fairness, accuracy, reasonableness or completeness of the information contained herein. Neither Bupa Arabia nor any other person accepts any liability for any loss howsoever arising, directly or indirectly, from this presentation or its contents.

This presentation may include forward-looking statements that reflect the Company's intentions, beliefs or current expectations concerning, among other things, the Company's results of operations, financial condition, liquidity, performance, growth, strategies and the industry. These forward-looking statements are subject to risks, uncertainties and assumptions and other factors that could cause the Company's actual results of operations, financial condition, liquidity, performance, prospects, growth or opportunities, as well as those of the markets it serves or intends to serve, to differ materially from those expressed in, or suggested by, these forward-looking statements. The Company cautions you that forward-looking statements are not guarantees of future performance and that its actual results of operations, financial condition and liquidity and the development of the industry in which the Company operates may differ materially from those made in or suggested by the forward-looking statements contained in this presentation. In addition, even if the Company's results of operations, financial condition, liquidity and growth and the development of the industry in which the Company operates are consistent with the forward-looking statements contained in this presentation, those results or developments may not be indicative of results or developments in future periods. The Company and each of its directors, officers and employees expressly disclaim any obligation or undertaking to review, update or release any update of or revisions to any forward-looking statements in this presentation or any change in the Company's expectations or any change in events, conditions or circumstances on which these forward-looking statements are based, except as required by applicable law or regulation.

The distribution of this document in certain jurisdictions may be restricted by law and persons into whose possession this document comes should inform themselves about, and observe any such restrictions.

This document and any materials distributed in connection with this document are not directed to, or intended for distribution to or use by, any person or entity that is a citizen or resident or located in any locality, state, country or other jurisdiction where such distribution, publication, availability or use would be contrary to law or regulation or which would require any registration or licensing within such jurisdiction.

Agenda



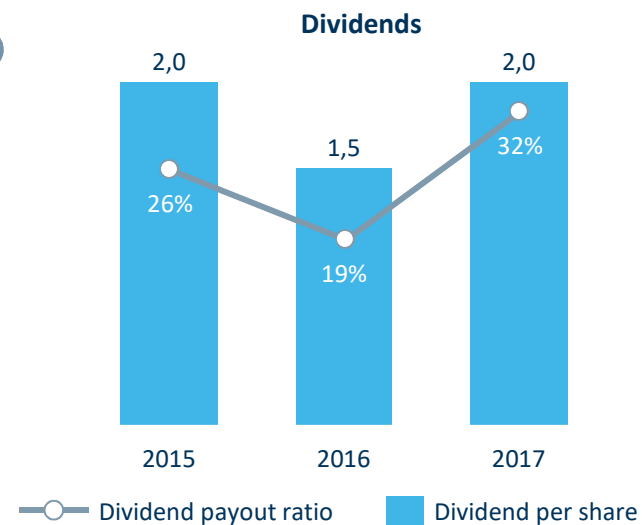
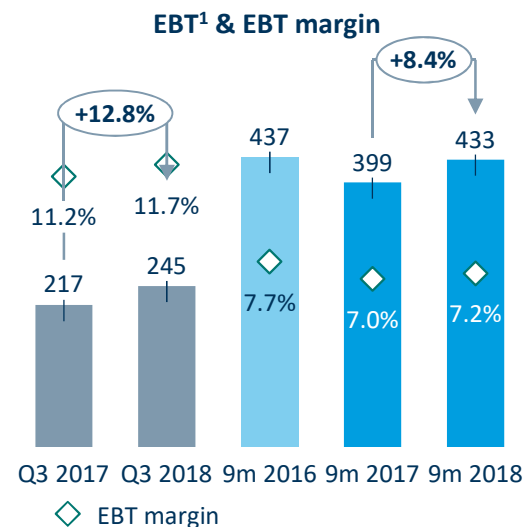
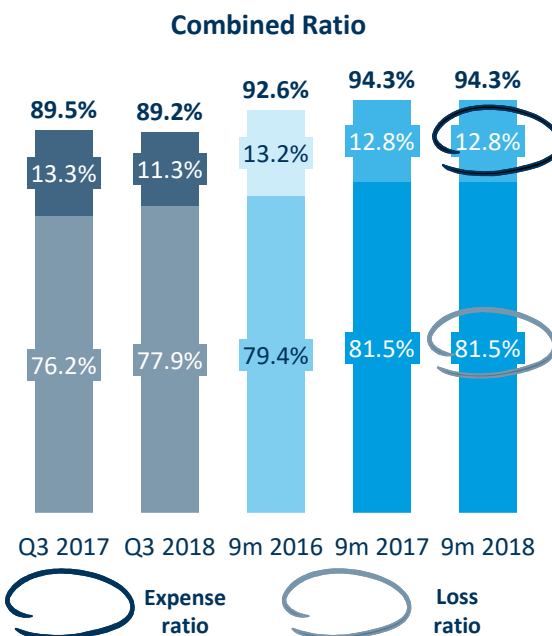
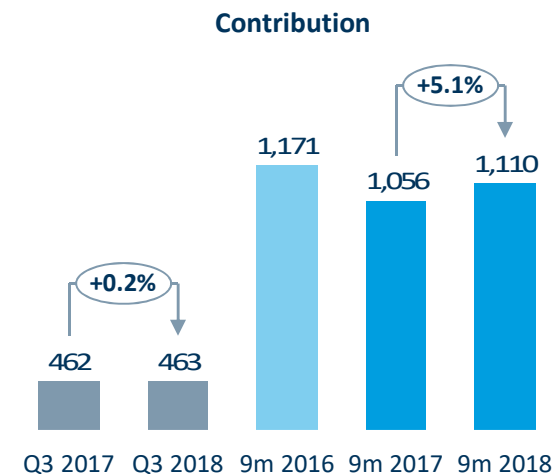
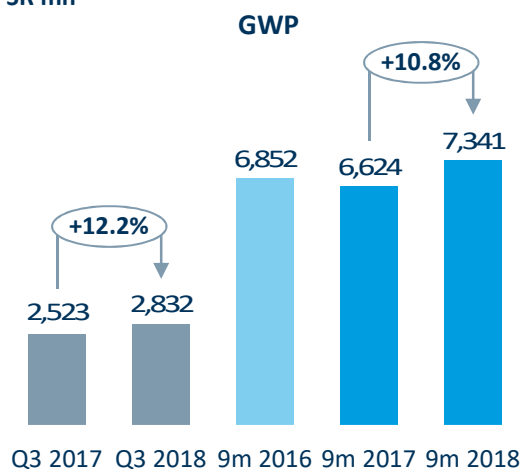
- Financial Performance
- Market Outlook
- Other Highlights
- Abbreviations & Glossary

KPIs

Sept-YTD 2018 reports healthy GWP, contribution and loss ratio



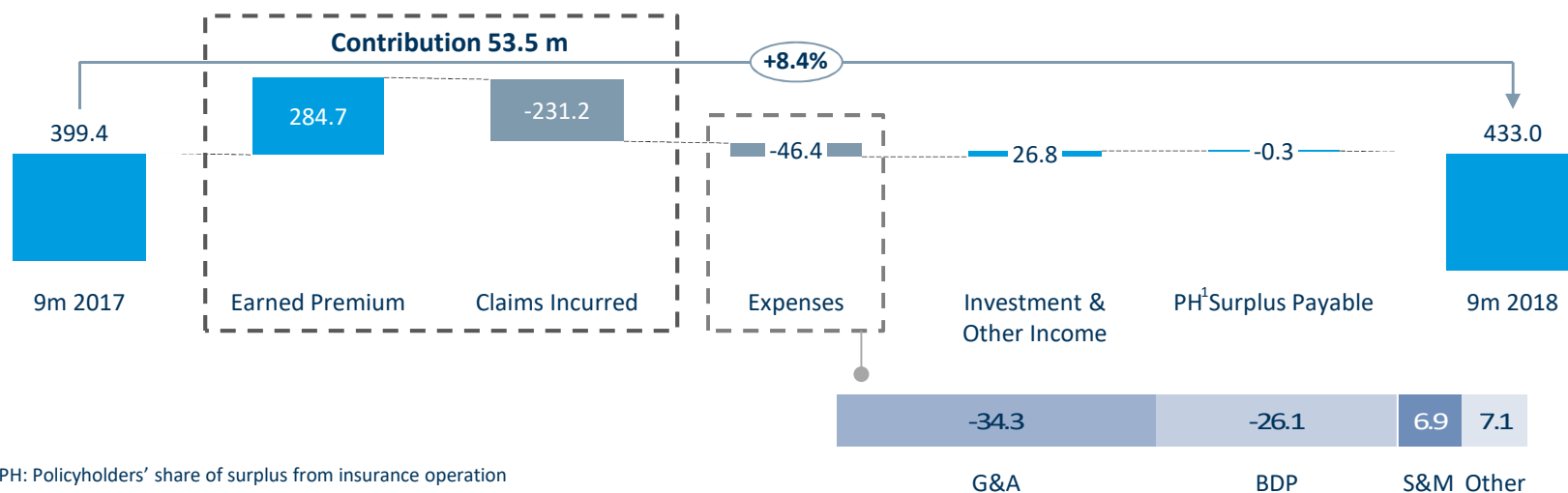
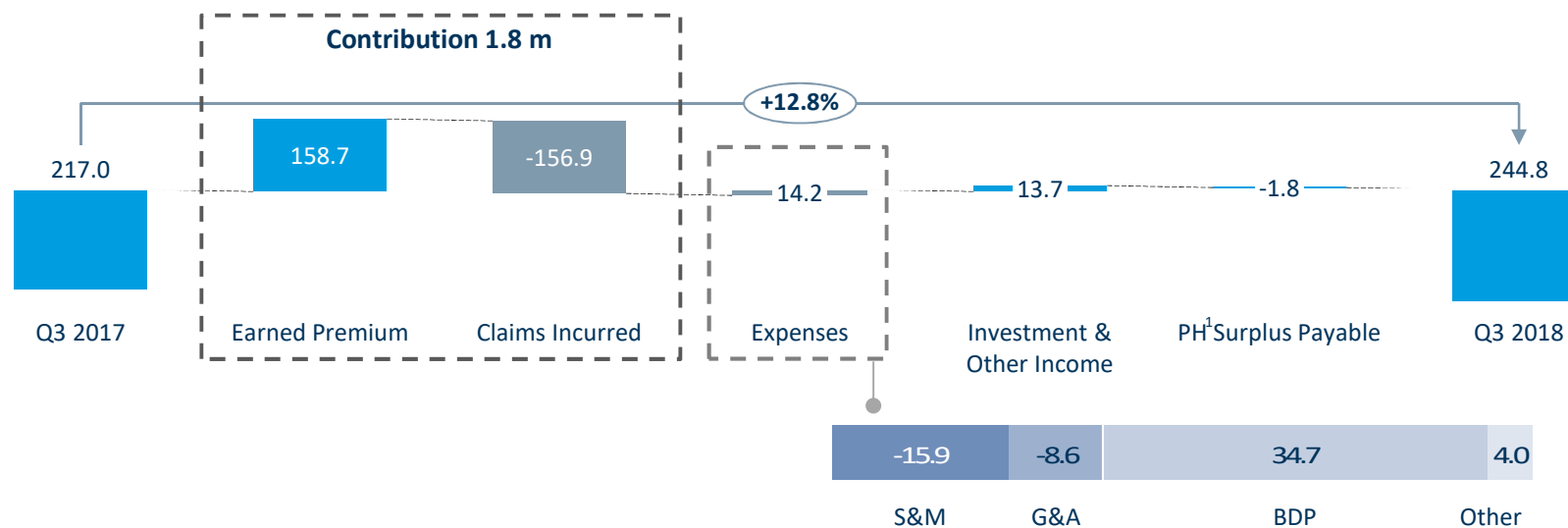
SR mn



¹Earnings Before Taxes and Zakat or EBT represent net income attributed to the shareholders

EBT SR m

EBT on the rise through favorable contribution and investment income



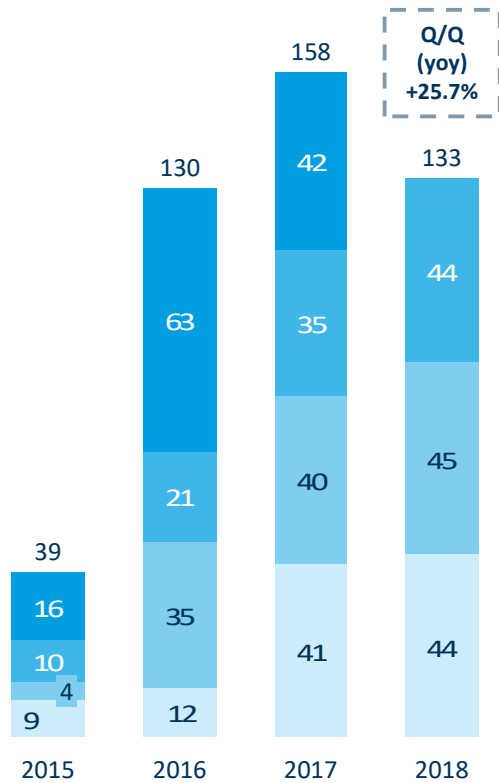
¹PH: Policyholders' share of surplus from insurance operation

Investment Portfolio

Higher investment income from further diversification & equities performance

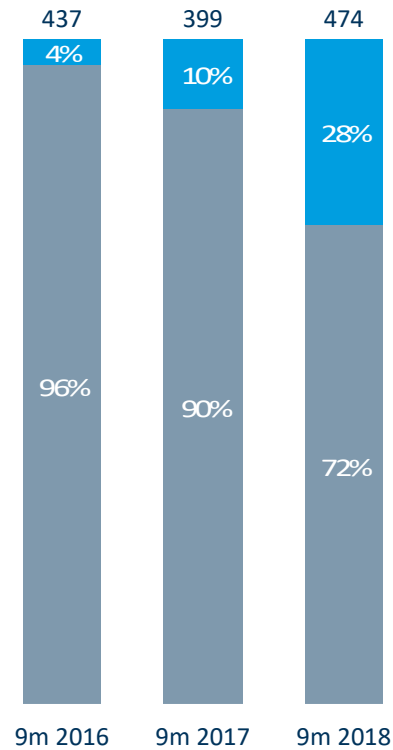


Investment Income



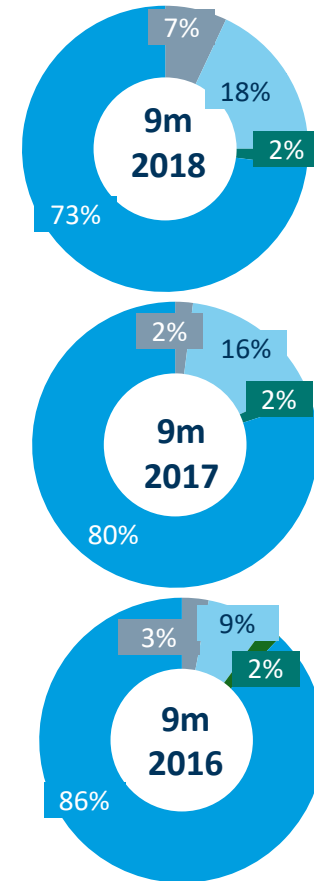
Q4 Q3 Q2 Q1

Income Breakdown



Investment Income
Underwriting results

Asset Allocation



Funds Equities
Sukuk Deposit

Insurance Market Comparative Figures

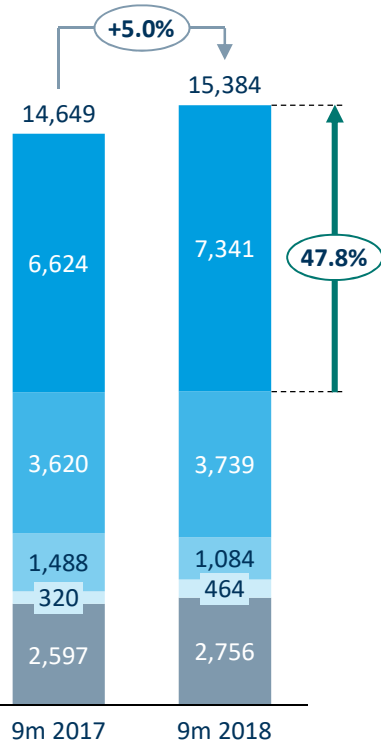
Bupa Arabia represented more than half of YTD health insurance contributions



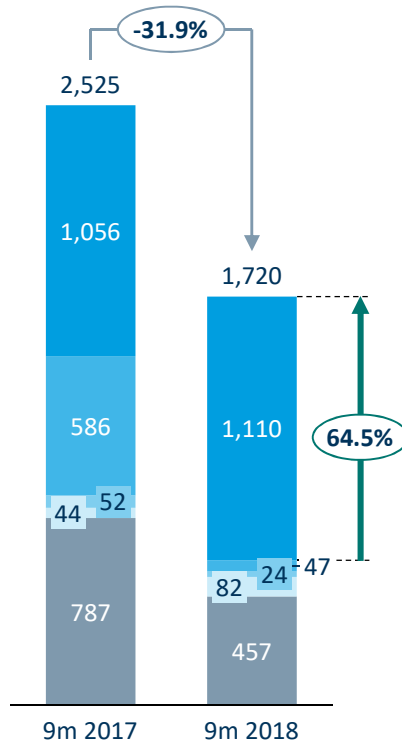
SR mn

Health Insurance Market

GWP

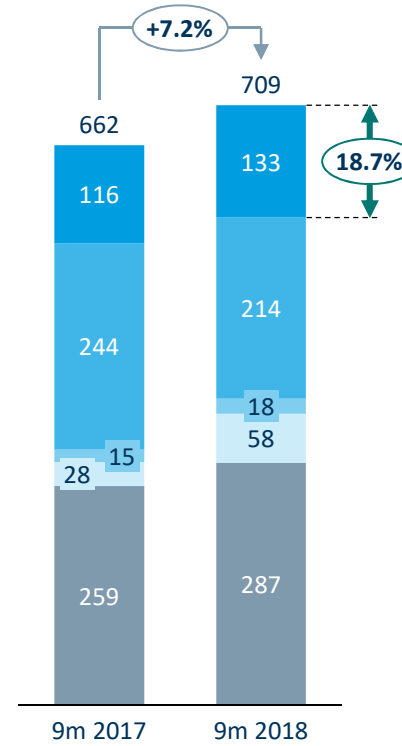


Contribution

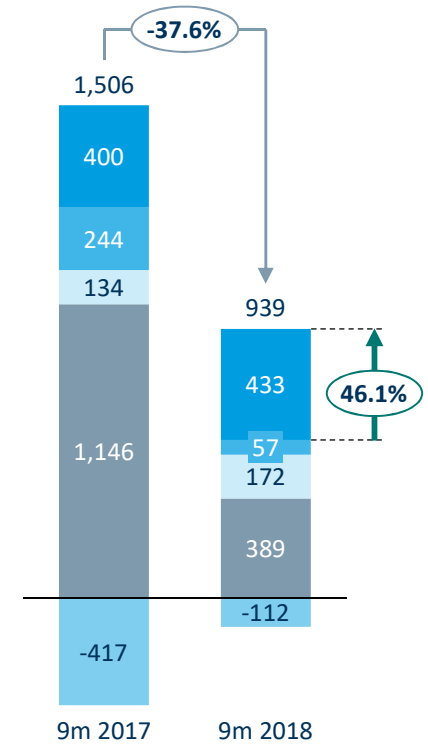


Total Insurance Market

Investment income



Net profit

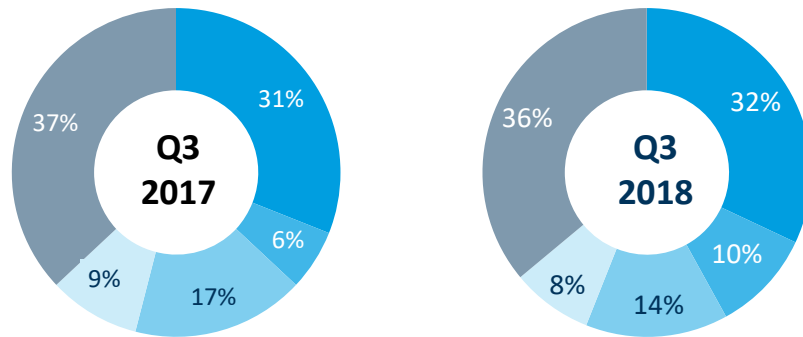


■ Bupa Arabia
 ■ Tawuniya
 ■ Medgulf
 ■ Al Rajhi Takaful
 ■ Others

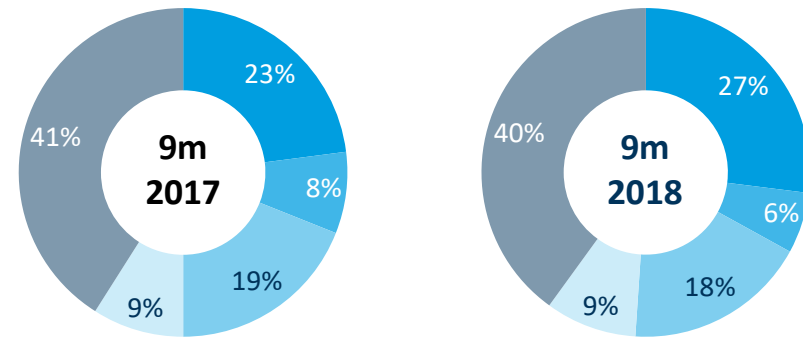
Market Share and Positioning

Bupa Arabia is leading the Saudi health insurance market as of Q3 2018

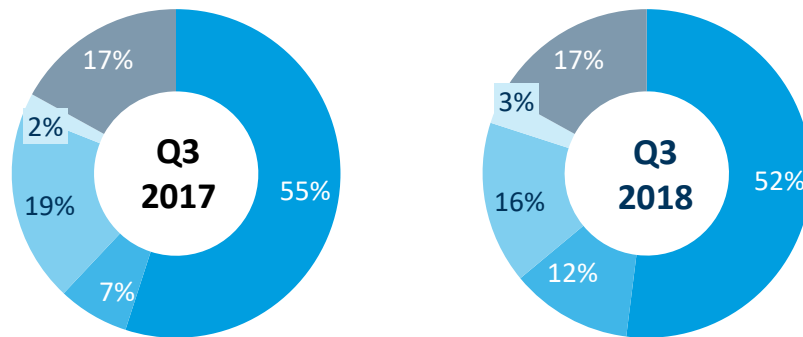
Total Insurance Market Share



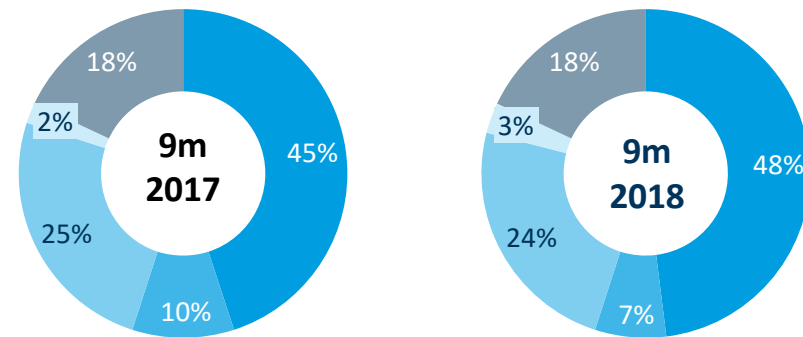
Total Insurance Market Share



Health Insurance Market Share



Health Insurance Market Share



■ Bupa Arabia
 ■ Medgulf
 ■ Tawuniya
 ■ Al Rajhi Takaful
 ■ Others

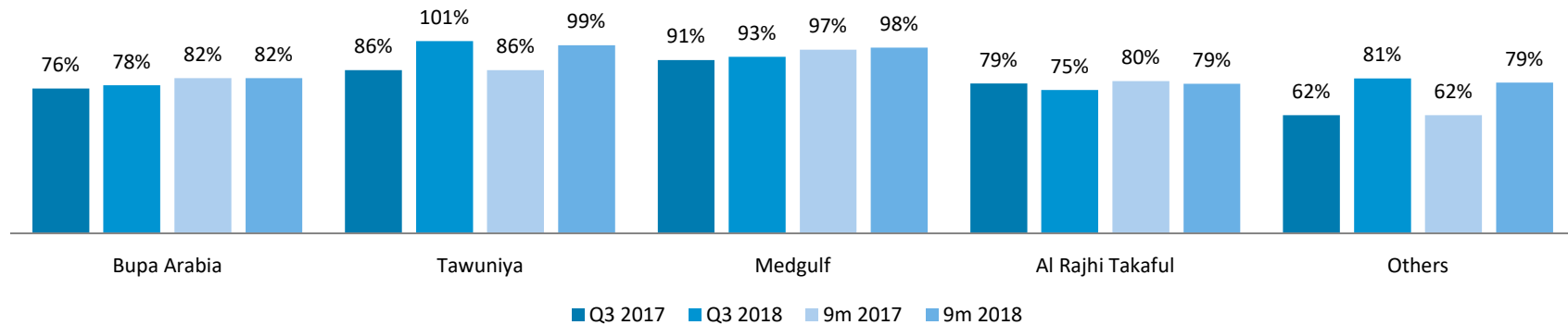
Source: respective insurance companies' filings, and Bupa Arabia estimates

Loss Ratio and Technical Reserves

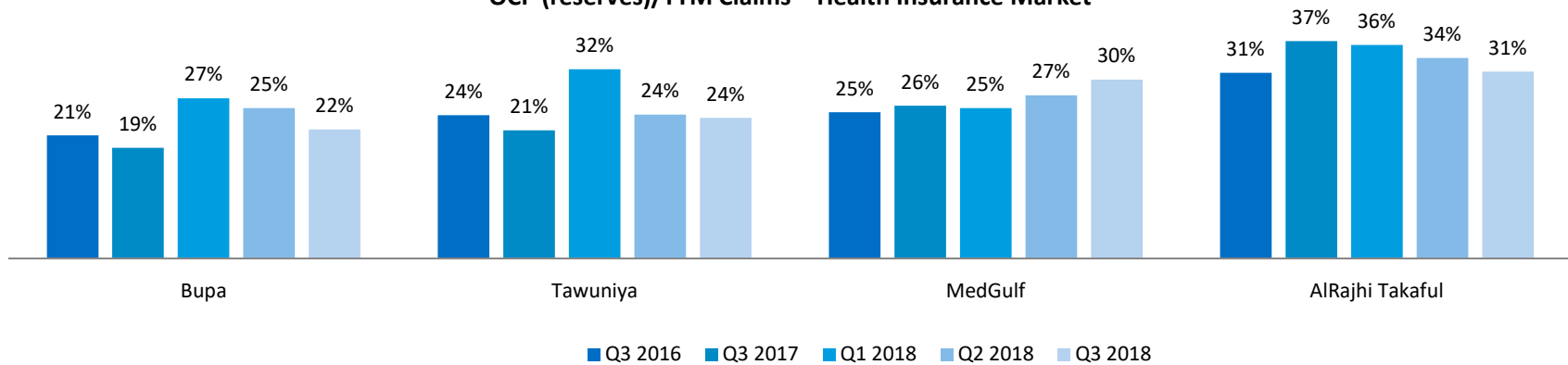
Bupa Arabia reports favorable loss ratios and reserve profile



Loss Ratio – Health Insurance Market



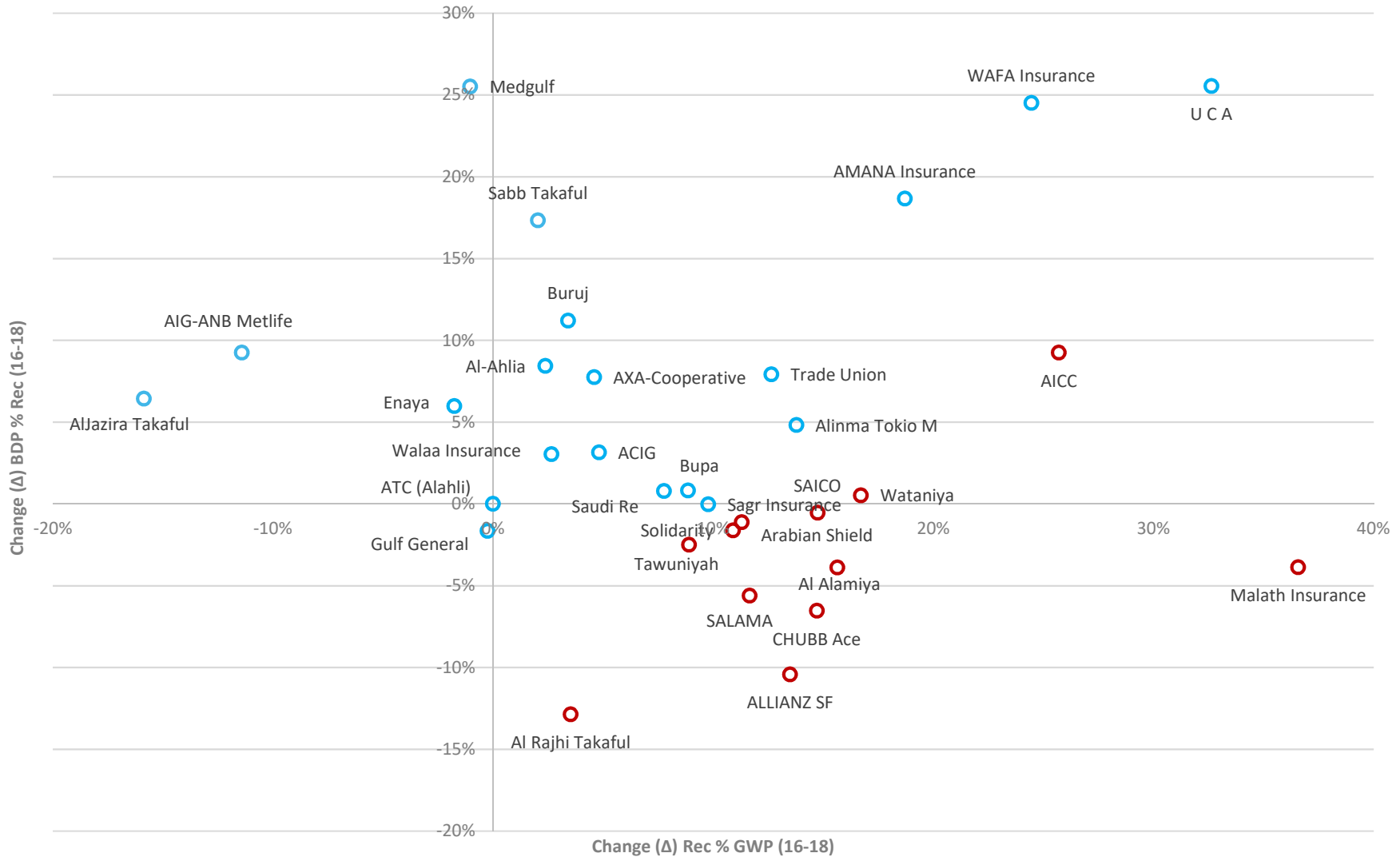
OCP (reserves)/TTM Claims – Health Insurance Market



Source: respective insurance companies' filings, and Bupa Arabia estimates

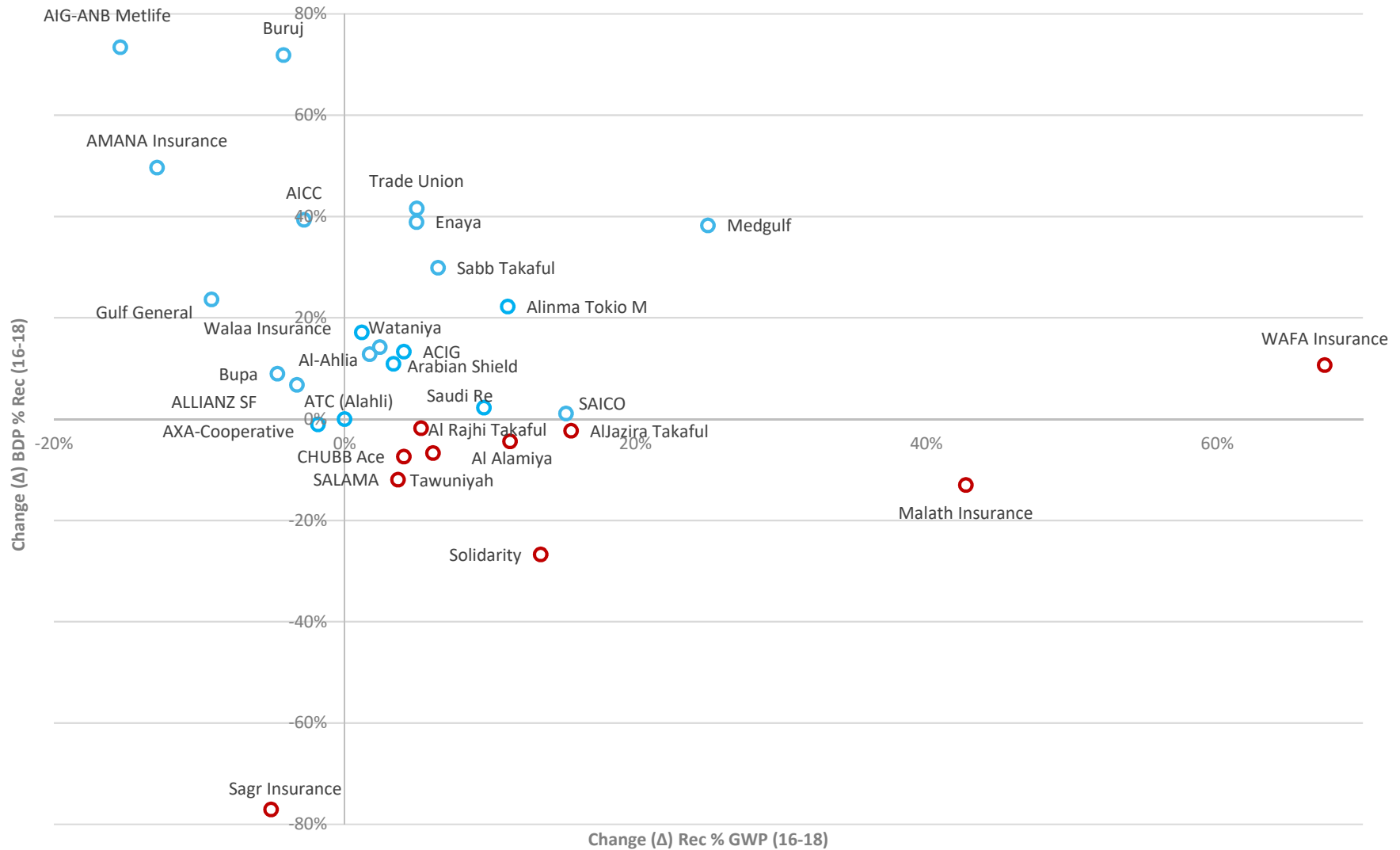
BDP & Gross Receivables (H1 16 – H1 18) (1/2)

Weaker collection wasn't reflected in BDP growth by competitors despite receivables % GWP growth



BDP & Gross Receivables (YTD16 – YTD18⁽¹⁾) (2/2)

BDP % receivables increased since H1 2018 for some companies



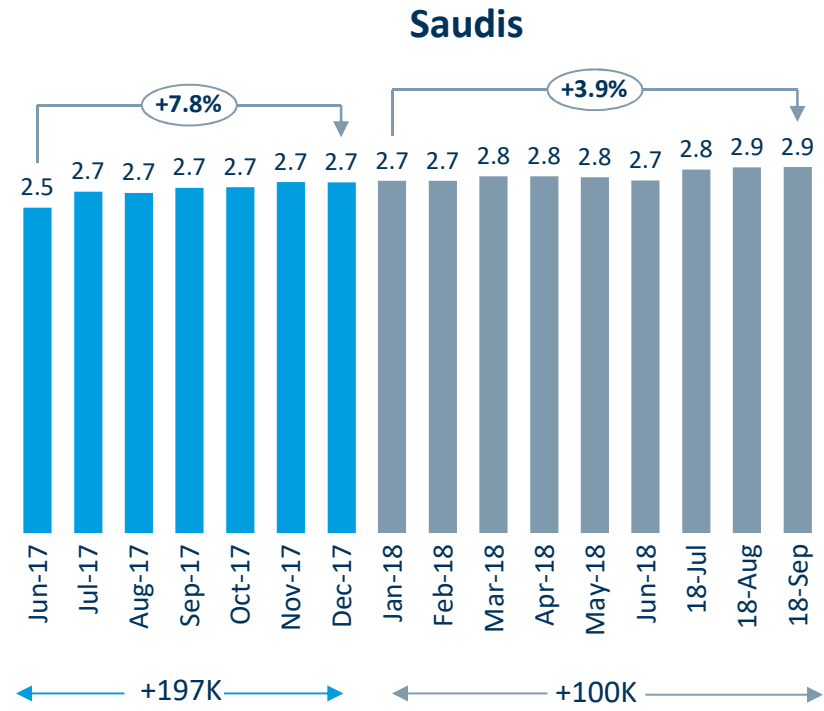
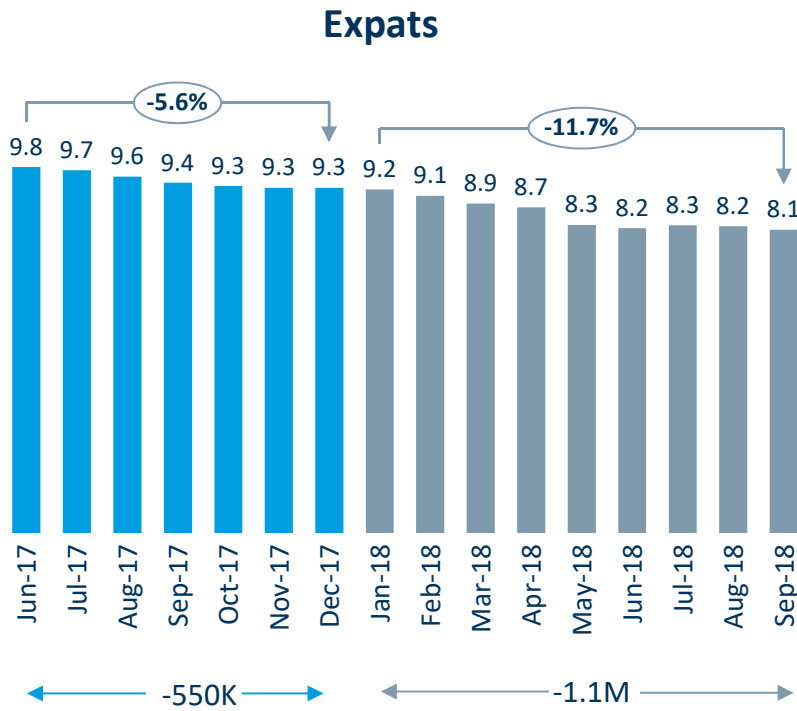
Agenda



- Financial Performance
- **Market Outlook**
- Other Highlights
- Abbreviations & Glossary

Trends of Expats and Saudis in The Saudi Insured Market

Expats continued to depart from the insured market at higher rates in 2018



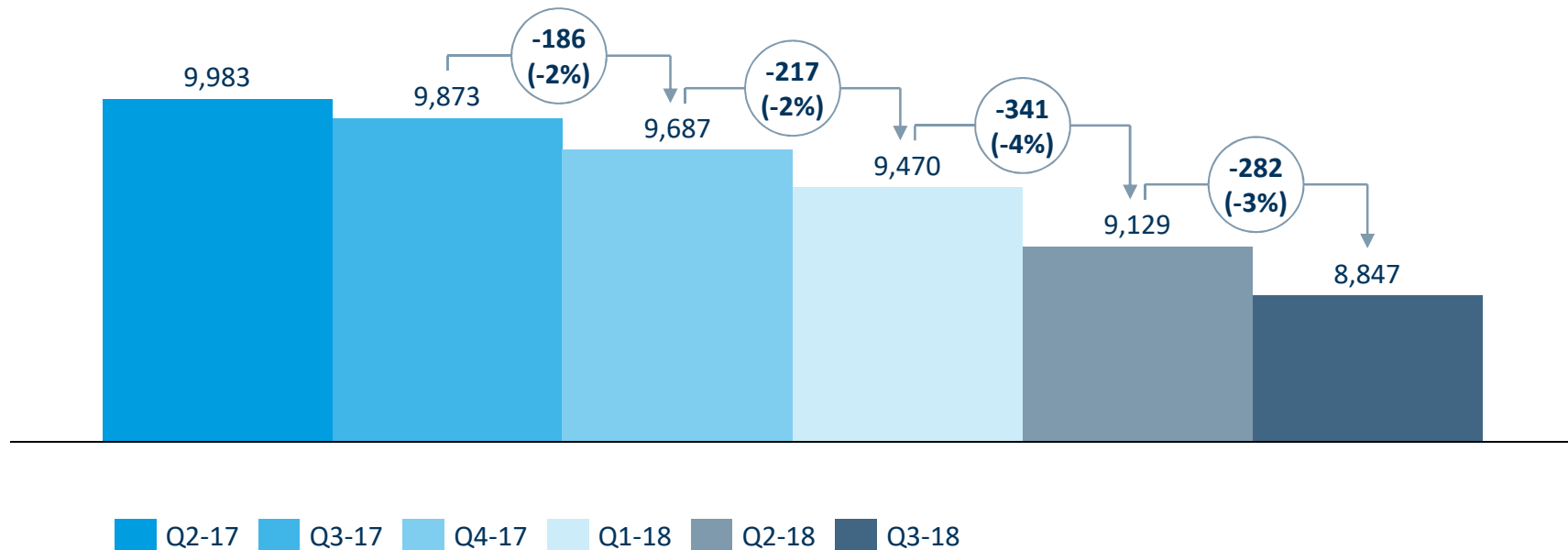
Source: Stats.gov.sa, GOSI, MoL, CCHI, and Bupa Arabia estimates

Employment Market (1/2)

GOSI shows employment declining by 840k lives YTD (-9%)



Number of Employees ('000)



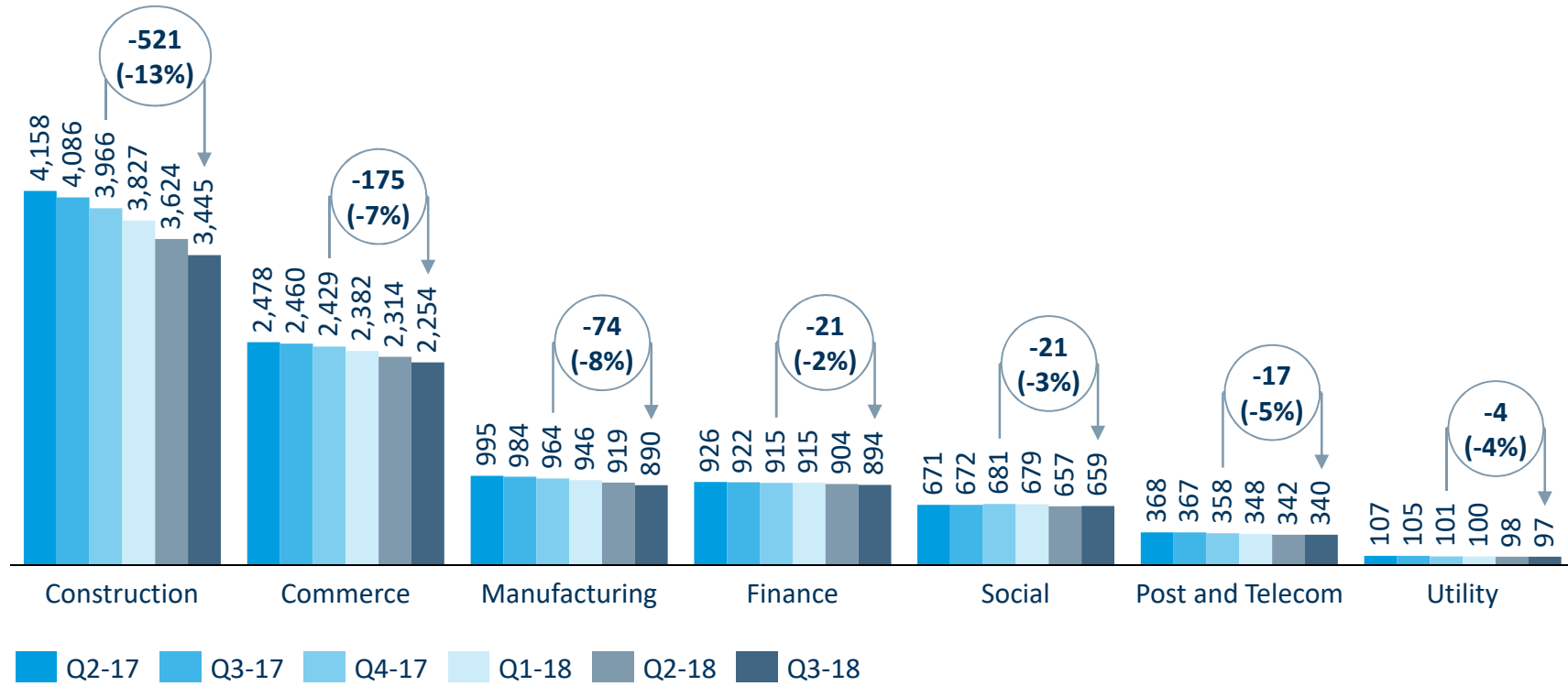
Source: GOSI

Employment Sectors

Declines across all sectors with construction being the largest with 521k drop



Number of Employees ('000)



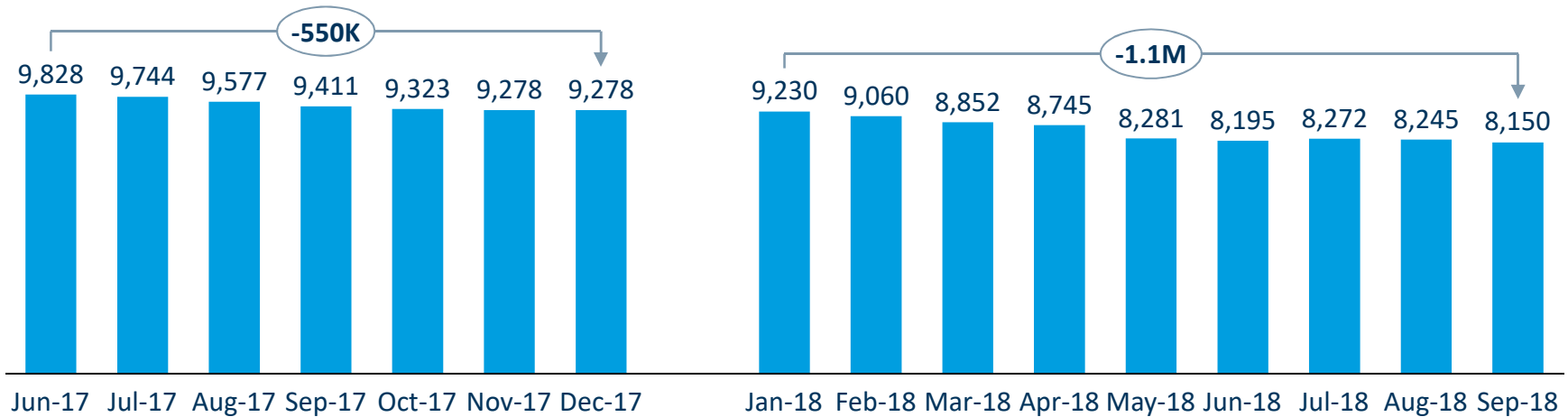
Source: GOSI

Saudi Health Insurance Market Trends (1/2)

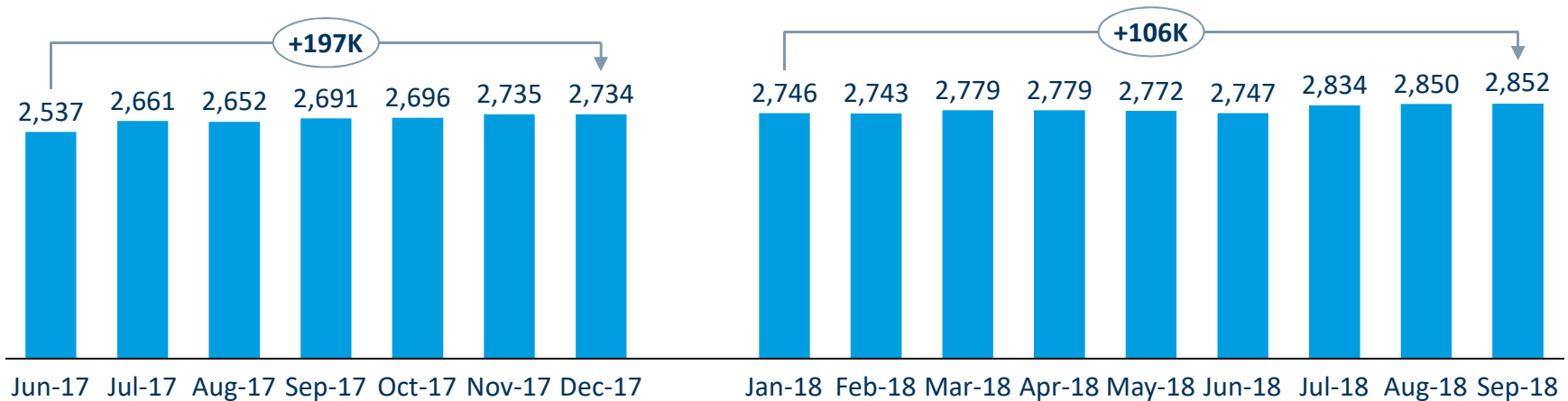
Expats departure has slowed down but...



Expats



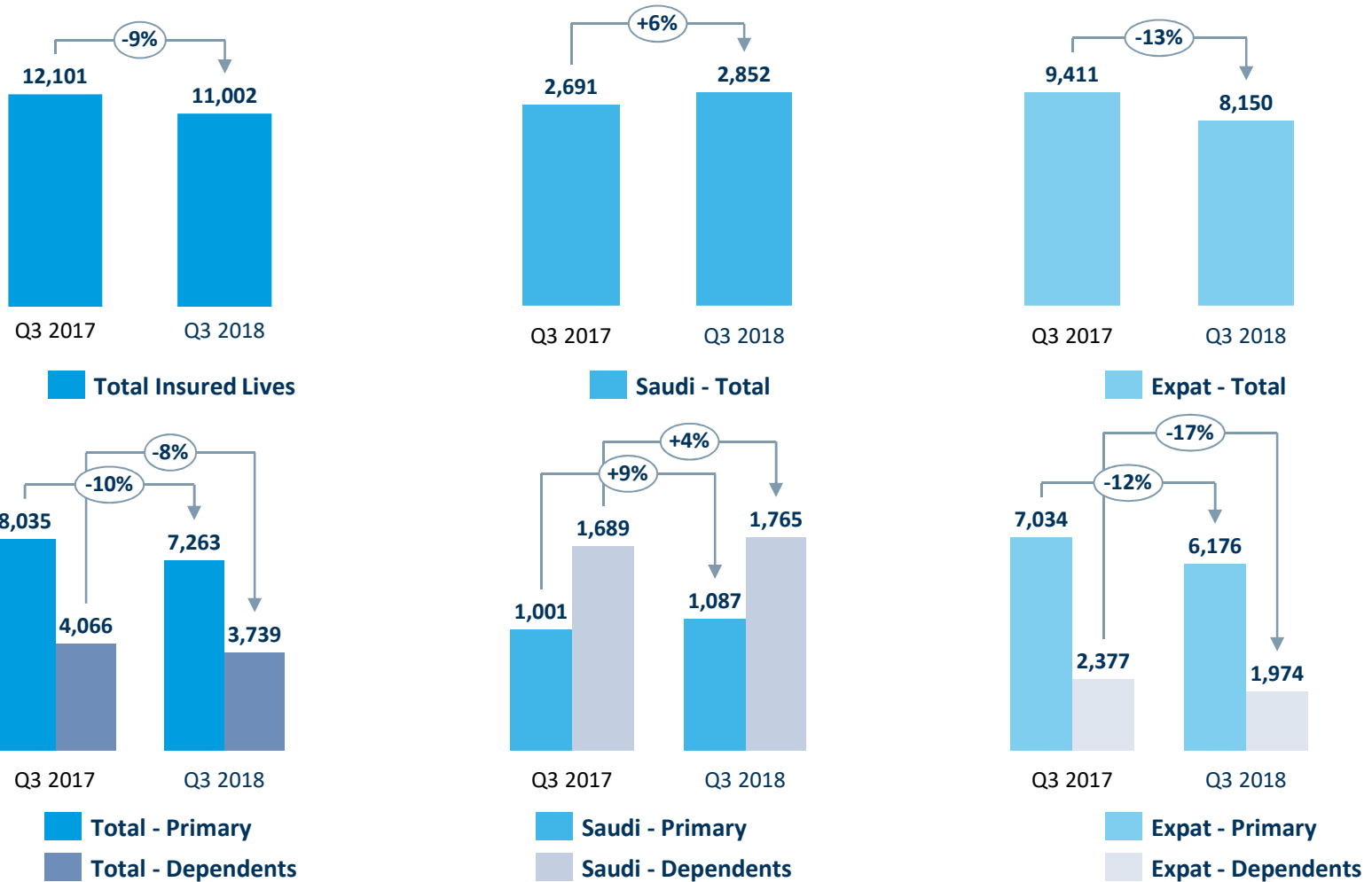
Saudis



Source: GOSI

Saudi Health Insurance Market Trends (2/2)

Total insured lives declined by 9% over 12 months period



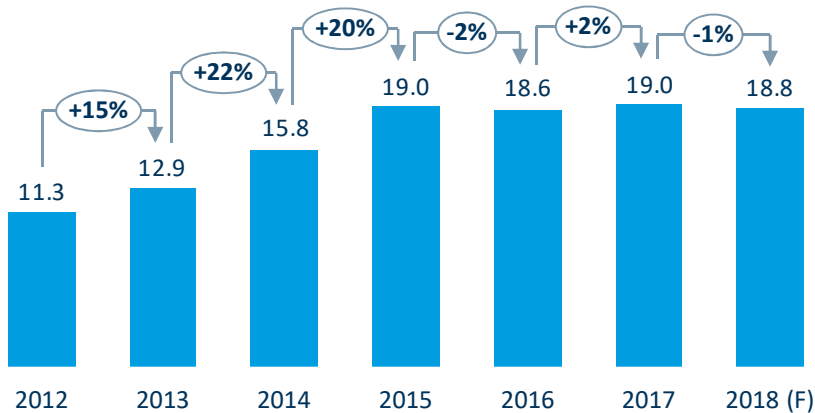
Source: Stats.gov.sa, GOSI, MoL, CCHI, and Bupa Arabia estimates

Saudi Health Insurance Market Forecast

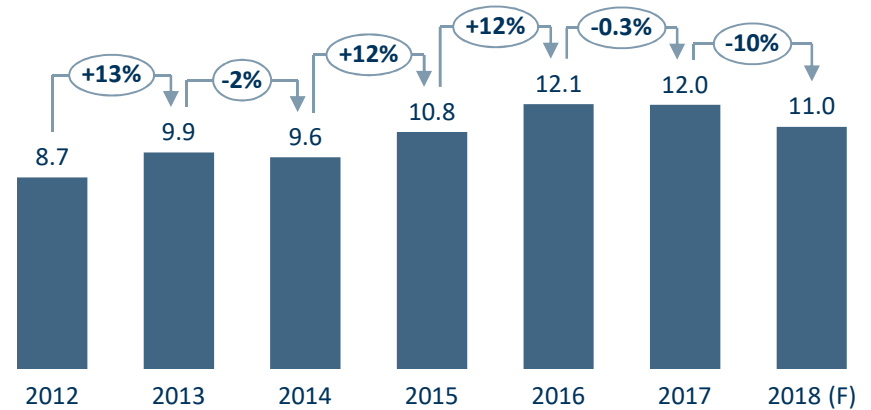
CCHI's new ToB¹ impact to be washed away by expats departure




Total Health GWP (bn)




Total Insured Lives (m)



2018 Market Drivers/ Key Assumptions (m)



2018 Market Drivers/ Key Assumptions (000')



F= forecast

¹CCHI updated TOB starting July 2018 to include organ transplantation, Alzheimer's disease, Autism, Heart valves, and Neonatal Early screening

Source : CCHI Annual Reports & Bupa Arabia estimates

Agenda



- Financial Performance
- Market Outlook
- Other Highlights
- Abbreviations & Glossary

Other Highlights



Bupa Group

Bupa Group increased its stake in Bupa Arabia by 5% from 34.25% to 39.25%

2



MOH Contracts

Cancellation of MOH contracts limited to medical facilities affiliated with the ministry with discussion underway to restore relationship

3



Foreign Ownership

Foreign ownership limit increased exceptionally to 60% allowing for Bupa Arabia's stock inclusion in the Emerging Markets indices

4



400 m Capital Increase

Bupa Arabia's BOD has recently recommended an increase in the capital of the company through issuing of 1 bonus share for every 2 shares held¹

5



IFRS 17

Work underway in the sector to conduct IFRS17 impact assessment with detailed plans to be submitted to SAMA by year-end

¹The proposed increase in capital will only be initiated once all necessary approvals are received from all the required official authorities, as well as subject thereafter to the approval from the shareholders in the Extraordinary General Assembly Meeting (EGM)

Agenda



- Financial Performance
- Market Outlook
- Other Highlights
- Abbreviations & Glossary

Abbreviations

BDP	Bad debt provision
BOD	Board of Directors
Bps	Basis points
DAC	Deferred acquisition costs
EBT	Earnings before tax
EGM	Extraordinary general assembly meeting
FVIS	Fair value through income statement
G&A	General and administrative expenses
GWP	Gross written premium
KPI	Key performance indicator
NEP	Net earned premiums
OCP	Outstanding claims provision (known as technical reserve)
ROE	Return on equity
S&M	Selling and marketing expenses

Glossary of terms

Understanding our Financial Statements

A customer buys a one-year medical insurance policy for SR 5,000 on July 1, 2017. The coverage ends on June 30, 2018. The annual reporting period for the business in this example is for the year ended December 31, 2017.

A	Gross written premium (GWP)	5,000		When a customer buys a health insurance policy on July 1, the total premium for the duration of the contract assuming no additions or deletion is SR 5,000. This amount is classified as Gross Written Premium (GWP). Market share is measured using GWP.
B	Premiums ceded to reinsurers	-50	A*Reinsurance rate	The portion of risk that is transferred to a reinsurance company in exchange for a stated premium. In this case the reinsurer has been paid SR 50 and will be responsible for a specified risk according to the agreement with the reinsurer (reinsurance is mandatory per SAMA regulations)
C	Net written premium (NWP)	4950	A-B	The total value of the written premium that will be earned by the insurer during the duration of the contract (12 months) between July 1, 2017 and June 30, 2018
D	Unearned premium (UEP)	2475	C*50%	The portion of the premium that has not been earned in the reporting period and is recorded as a liability on the insurer's balance sheet. Since the contract was written on 1 July 2017, only half of the premium is earned in 2017
E	Net earned premium (NEP)	2475	C*50%	The net earned portion represents the expired i.e. completed amount of the net written premium; The portion of the total premium that was exposed to a potential claim loss during the completed period. If a customer is enrolled mid-year, as is the case in this example, then half of the exposure will be in the year he enrolled (2017) and half will be reflected in the year after (2018)

Glossary of terms



F	Gross claims paid	1825		<p>The actual amount of all paid claims on behalf of the customers. There are two types of claims;</p> <ol style="list-style-type: none"> 1. Provider claims on direct billing and to be refunded to the customer 2. Reimbursement claims requested by the member <p>A claim is a request for payment received by the insurer to pay for services that were provided by a health care professional to an insured member. A claim may be sent by a medical provider at which the treatment was offered as a provider claim, or directly submitted by the insured member as a reimbursement claim.</p>
G	Reinsurance share	-25	F*%	<p>The portion of claims the reinsurers are responsible for in exchange for certain premium (as mentioned in Reinsurance ceded -B)</p>
H	Net claims paid	1800	F-G	<p>Net amounts paid for claims requests after deducting the reinsurer's share</p>
I	Outstanding claims provision (OCP)	200	Based on actuarial estimates	<p>The outstanding claims provision includes the "Incurred But Not Reported" claims (IBNR), which is defined as all claims that have taken place but have not been reported yet, either because the claim was not yet received by the insurer, or it has been received but not yet processed or paid by the insurer. This is also referred to as an insurer's claims reserve, and is recorded as a liability on the insurer's balance sheet. Before final payment to providers, the insurer adjudicates the claims. This is the process by which the claim is compared to the patient's health plan benefits to verify that the required information is available to process the claim, that the claim is not a duplicate, that the insurer's rules and procedures have been followed, and that the procedures performed or the services provided are for covered benefits</p>

Glossary of terms

J	Net claims incurred	2000	H+I	All payment requests received from hospitals or members to pay for a certain service or projected to be received for the duration of the earned portion of the contract (July 1, 2017 to Dec 31, 2017)
K	Underwriting result (Contribution)	475	E-J	The surplus of net earned premium less net claims incurred is the contribution. It measures profitability of the policy before accounting for overhead costs.
L	Costs and expenses	250		Includes selling & marketing, general & administration expenses, and regulatory levies, etc.
M	Underlying trading results	725	K-L (excluding non-recurring item)	The total profit excluding one-time charges and investment income
N	Surplus from insurance operations	225	K-L	The excess amounts from the earned premium less the medical costs and all expenses (including non-recurring items) plus other income (i.e. insurance operations, investment income and all other sundry income)
O	Distribution of surplus (Cooperative Distribution)	22.5	N*10%	The SAMA regulatory required surplus to be distributed to policyholders is 10% of the surplus from insurance operations and the full surplus is distributed as follows: <ul style="list-style-type: none"> • Transfer to Policyholders' payables 10% • Transfer to Shareholders' operation 90%
Ratios				
	Loss ratio (LR)	81%	J/E	The net claims incurred divided by the net earned premium. It measures the % of medical claims cost versus the earned portion of all policyholders
	Expense ratio	10%	L/E	The operating expenses divided by the net earned premium
	Combined ratio	91%	(J+L)/E	The loss ratio plus the expense ratio. It is a proxy for the surplus from insurance operations
	Return on Equity (ROE)			ROE is trailing twelve months net income after tax / average equity

Glossary of terms

Understanding Bupa Arabia's Balance Sheet

Goodwill	Goodwill represents the intangible asset which resulted from the Bupa Arabia purchase of the Saudi Health insurance portfolio from Bupa Middle East Limited E.C. in accordance with the assessment by SAMA and the prescribed SAMA guidelines of 2008. The insurance portfolio transfer agreement was completed during 2009
Fixed Assets	Fixed assets include the company's investment in new retail outlets, IT, and fixtures, equipment, machinery, etc.
Cash & Investments	All cash in the banks, investments, and statutory deposits
Working Capital	The working capital represents the operating liquidity available to the organization. The current assets include the receivables, net of bad debt provision, deferred acquisition costs, and other pre-paid expenses. The current liabilities include the technical reserves of outstanding claims provision (OCP) and unearned premium (UEP) and other accrued liabilities. Unlike many businesses, working capital is not favourable in an insurance business. This is because the premium is usually received before the claims liabilities are incurred and ultimately paid
Equity	Shareholders' equity represents the paid up capital, plus retained earnings, statutory reserve, and is net of accumulated Zakat/Income tax charges since inception
Borrowings	Generally speaking, insurance companies do not need the support of bank borrowings due to the favourable funding of working capital by customers

THANK YOU

Bupa Arabia

Business Advisory & Investor Relations

Tel: +966 920 000 456 Ext: 3583

ba.bair@bupa.com.sa

www.bupa.com.sa