

Bupa Arabia Q1 2021 – Earnings Conference Call & Webcast

June 14th, 2021

Disclaimer

This presentation has been prepared by the management of Bupa Arabia (“The Company”). It does not constitute or form part of, and should not be construed as, an offer, solicitation or invitation to subscribe for, underwrite or otherwise acquire, any securities of the Company or any member of its group nor should it or any part of it form the basis of, or be relied on in connection with, any contract to purchase or subscribe for any securities of the Company or any member of its group, nor shall it or any part of it form the basis of or be relied on in connection with any contract or commitment whatsoever.

The information included in this presentation has been provided to you solely for your information and background and is subject to updating, completion, revision and amendment and such information may change materially. Unless required by applicable law or regulation, no person is under any obligation to update or keep current the information contained in this presentation and any opinions expressed in relation thereto are subject to change without notice. No representation or warranty, express or implied, is made as to the fairness, accuracy, reasonableness or completeness of the information contained herein. Neither Bupa Arabia nor any other person accepts any liability for any loss howsoever arising, directly or indirectly, from this presentation or its contents.

This presentation may include forward-looking statements that reflect the Company's intentions, beliefs or current expectations concerning, among other things, the Company's results of operations, financial condition, liquidity, performance, growth, strategies and the industry. These forward-looking statements are subject to risks, uncertainties and assumptions and other factors that could cause the Company's actual results of operations, financial condition, liquidity, performance, prospects, growth or opportunities, as well as those of the markets it serves or intends to serve, to differ materially from those expressed in, or suggested by, these forward-looking statements. The Company cautions you that forward-looking statements are not guarantees of future performance and that its actual results of operations, financial condition and liquidity and the development of the industry in which the Company operates may differ materially from those made in or suggested by the forward-looking statements contained in this presentation. In addition, even if the Company's results of operations, financial condition, liquidity and growth and the development of the industry in which the Company operates are consistent with the forward-looking statements contained in this presentation, those results or developments may not be indicative of results or developments in future periods. The Company and each of its directors, officers and employees expressly disclaim any obligation or undertaking to review, update or release any update of or revisions to any forward-looking statements in this presentation or any change in the Company's expectations or any change in events, conditions or circumstances on which these forward-looking statements are based, except as required by applicable law or regulation.

The distribution of this document in certain jurisdictions may be restricted by law and persons into whose possession this document comes should inform themselves about, and observe any such restrictions.

This document and any materials distributed in connection with this document are not directed to, or intended for distribution to or use by, any person or entity that is a citizen or resident or located in any locality, state, country or other jurisdiction where such distribution, publication, availability or use would be contrary to law or regulation or which would require any registration or licensing within such jurisdiction.

Company Overview

Financial Performance

Market Outlook

Other Highlights & Achievements

Additional Updates

Appendix – PDR & DAC Examples

Abbreviations & Glossary

Strategic Framework

We consistently strive to reflect what we stand for in everything we do



Our Purpose

Helping people live *longer, healthier, happier lives*

Our vision

The most trusted health insurer in KSA

Our ambition

To accelerate Bupa Arabia's growth trajectory

Our pillars

Passionate about Our customers

Cementing our partnerships with key customers

Pursuing breakthrough differentiation and innovation in product and service offerings

Harnessing digitalization in customer service, claims management and operational efficiencies

Developing new distribution channels while delivering on a seamless customer experience

People make the difference

Attracting, developing and retaining outstanding people and leaders

Taking responsibility and accountability

Creating safe and healthy workplaces

Celebrating diversity and inclusion

Strong and sustainable performance

Driving net customer growth, revenue and profit

Protecting and growing our core customer base

Enhancing robust risk management and controls

Embedding corporate responsibility and sustainability to create shared value

Keeping data safe

Our values

Accountable



Caring



Courageous



Authentic



Open



Passionate



Extraordinary



Board of Directors

Our Board plays a vital part in setting the cultural tone to put customers first



David Martin Fletcher
Vice-Chairman



Eng. Loay Hisham Nazer
Chairman



Martin Houston
Board Member



Dr. Abdulla Elyas
Board Member - Independent



Huda M. Bin Ghoson
Board Member - Independent



Zaid Algwaiz
Board Member - Independent



Nader Ashoor
Board Member



Nigel Sullivan
Board Member



Tal Hisham Nazer
Board Member

Chief Executive Team

Solid team to deliver on Bupa Arabia's purpose, vision and mission



Tal Nazer
Chief Executive Officer
(CEO)



Nader Ashoor
Chief Financial Officer
(CFO)



Tabish Mushtaq
Chief Risk Officer
(CRO)



Ali Sheneamer
Chief Business Development Officer
(CBDO)



Tariq Alamoudi
Chief Human Resources Officer
(CHRO)



Mohamed El Missaoui
Chief Operations Officer
(COO)



Atef Mufti
Chief Sales Officer
(CSO)

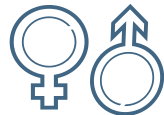
Bupa Arabia at a Glance

Robust profitability growth & significant value creation for shareholders



24+ Years of Experience

with



1,800 Employees

servicing



3m+ Members

within



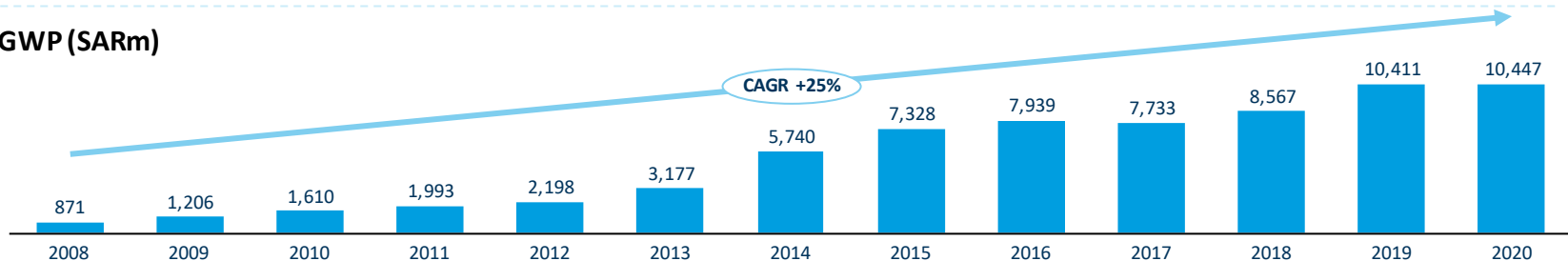
1,450+ Providers

in

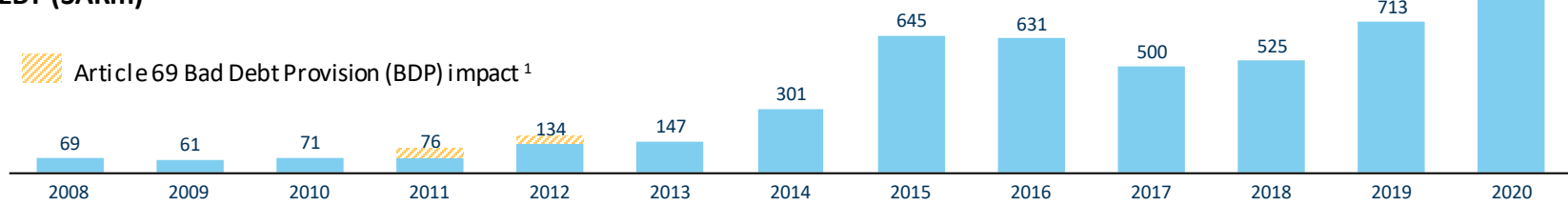


Saudi Arabia

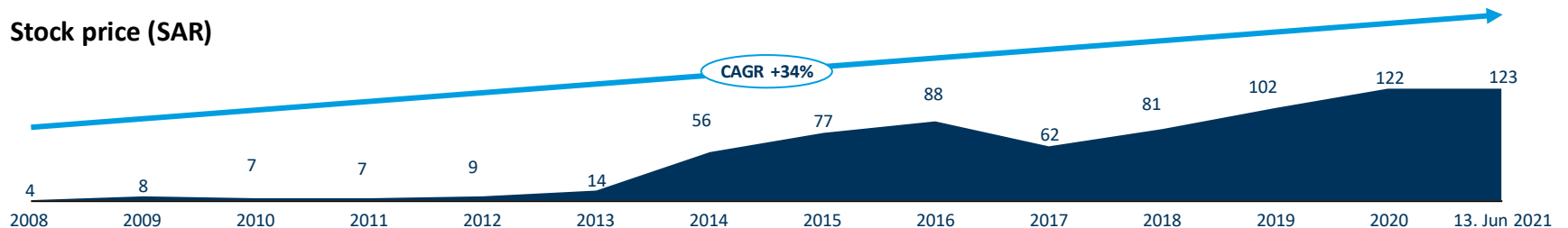
GWP (SARm)



EBT (SARm)



Stock price (SAR)



Note: Impact of increase in capital; by 400m SAR in 2015 and 2018; on the stock price have been reflected retrospectively

¹ Profit fluctuation in 2011 and 2012 is due to BDP treatment in line with interpretation of Article 69, where a BDP provision of SR34mn was taken in 2011 and BDP recovery of SR20mn was made in 2012

Company Overview

Financial Performance

Market Outlook

Other Highlights & Achievements

Additional Updates

Appendix – PDR & DAC Examples

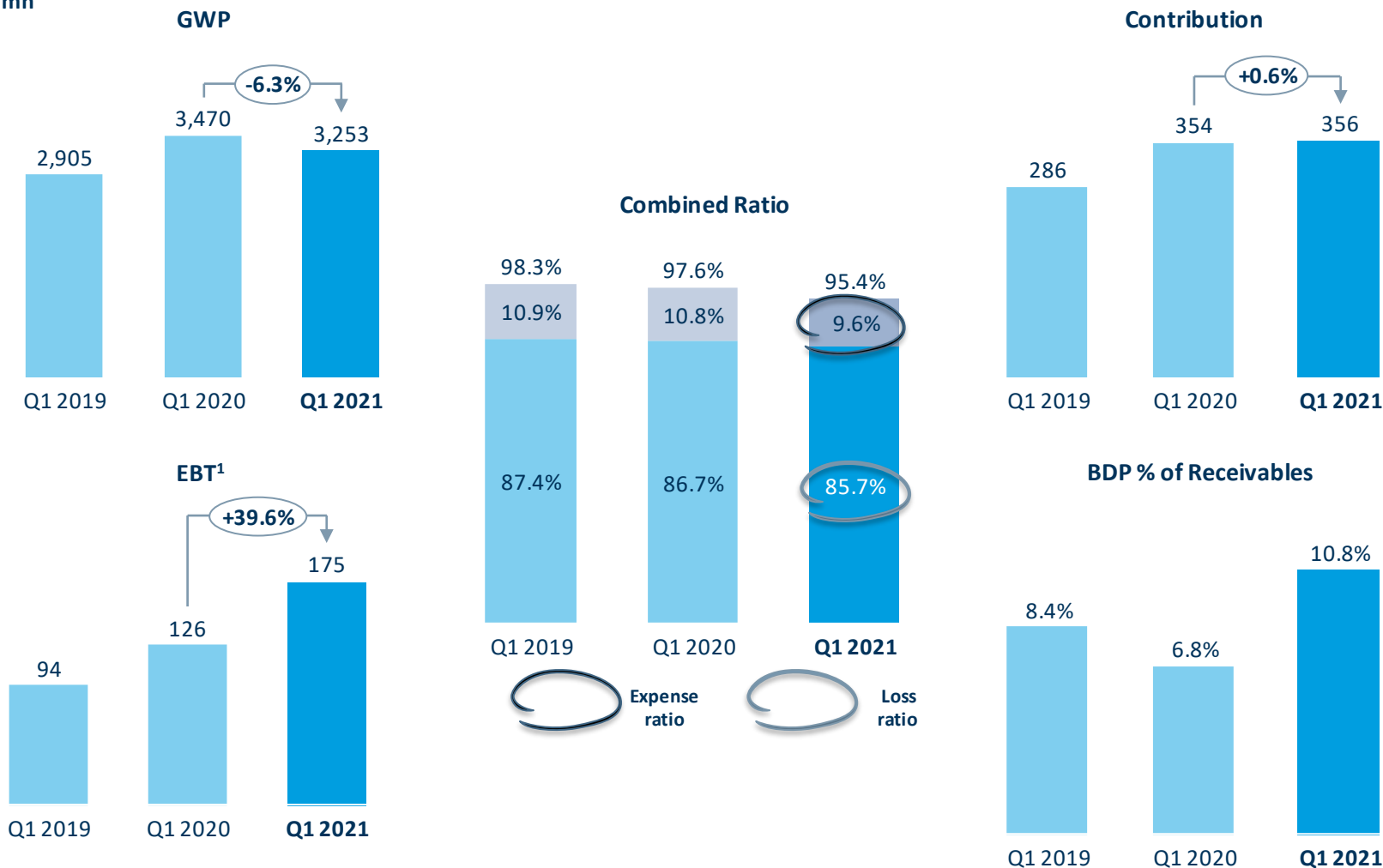
Abbreviations & Glossary

KPIs

Q1 2021 earnings grew by c.40% YoY as a result of favorable loss ratio and lower acquisition costs



SR mn



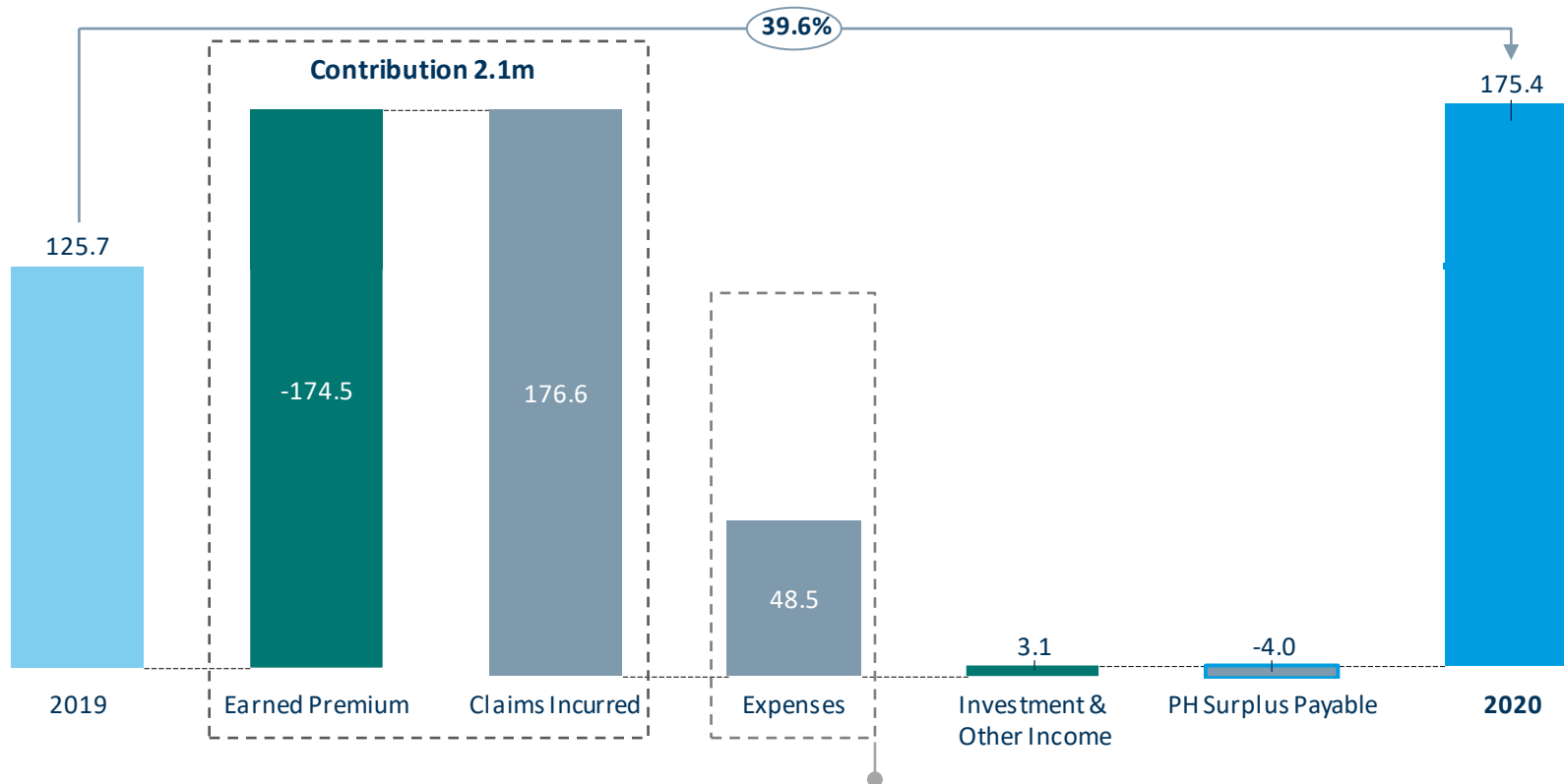
¹Earnings Before Taxes and Zakat or EBT represent net income attributed to the shareholders

EBT

EBT on the rise driven predominantly by lower expensed acquisition costs



SR mn



¹PH: Policyholders' share of surplus from insurance operation

*Other represents policy acquisition cost (internal & external commission)

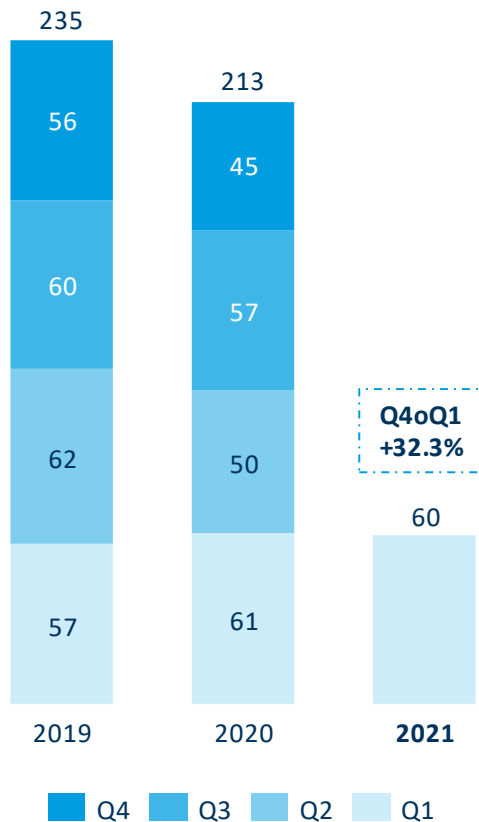
Investment Portfolio and Results

Resilient investment income through increased duration & further diversification

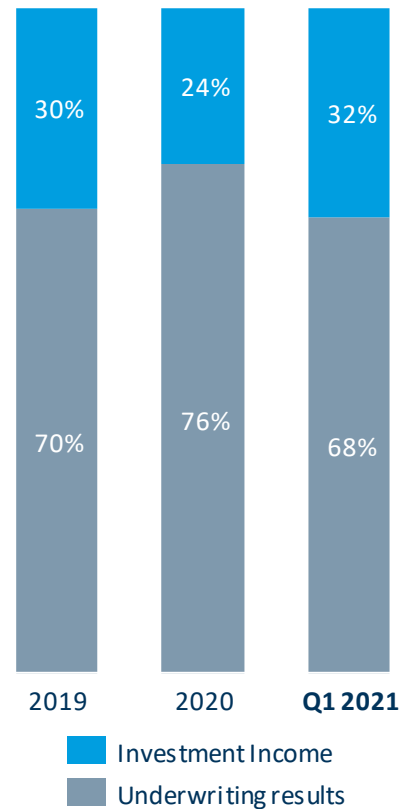


SR mn

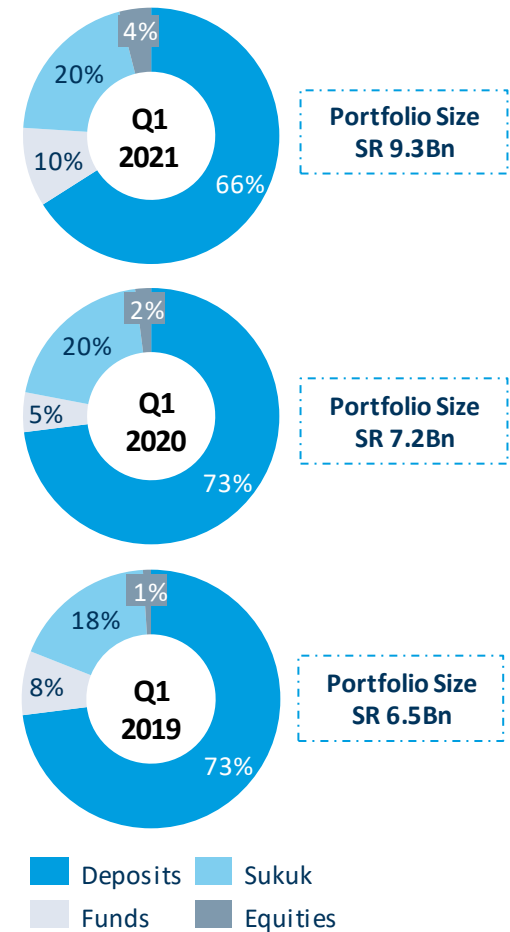
Investment Income



Income Breakdown¹



Asset Allocation



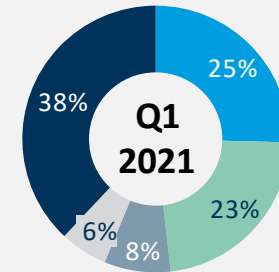
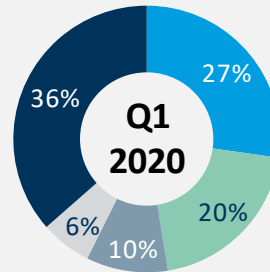
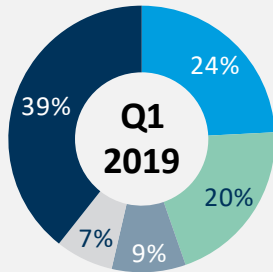
¹Income breakdown represents net income attributed to the shareholders and policyholders

Market Share and Positioning

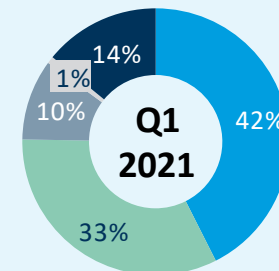
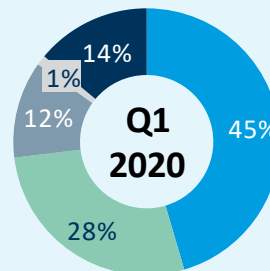
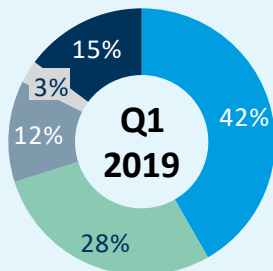
Bupa Arabia continues to lead the Saudi total & health insurance market in Q1 2021



Total Insurance Market Share (GWP basis)



Health Insurance Market Share – With Umrah (GWP basis)



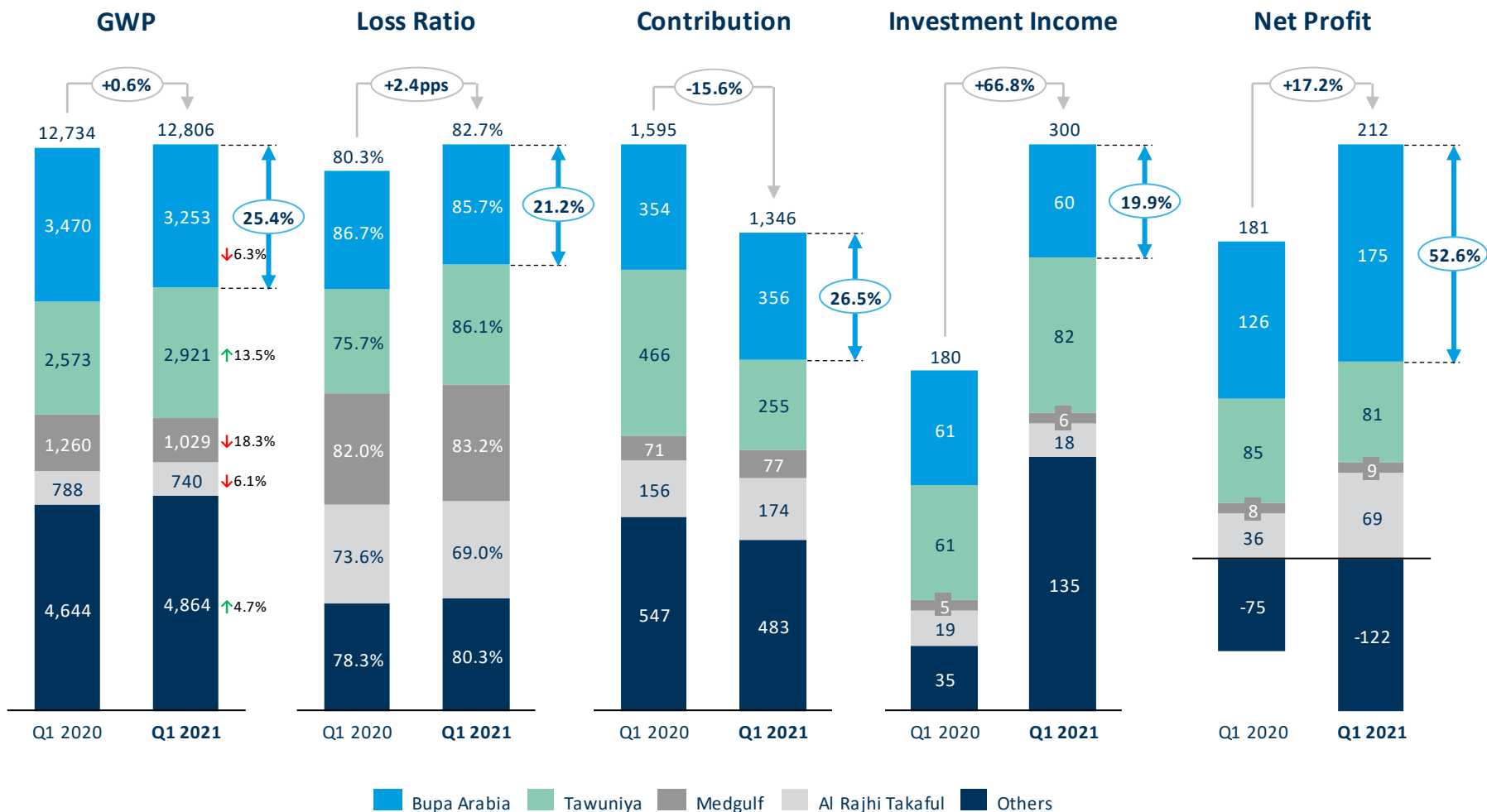
■ Bupa Arabia
 ■ Tawuniya
 ■ Medgulf
 ■ Al Rajhi Takaful
 ■ Others

Total Insurance Market

Drop in contribution partially offset by better investment income performance and lower Opex



SR mn



Source: respective insurance companies' filings

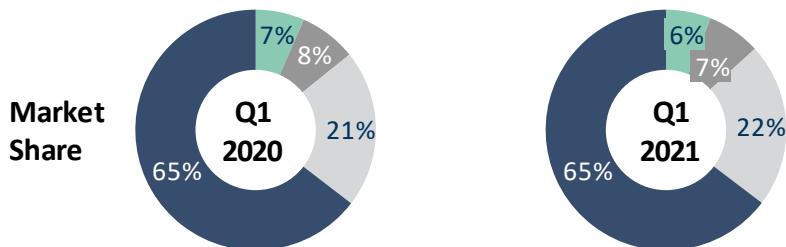
Non-Health Insurance Market

Drop in other segments' contribution mainly due to lower earned premiums from Umrah general accident insurance

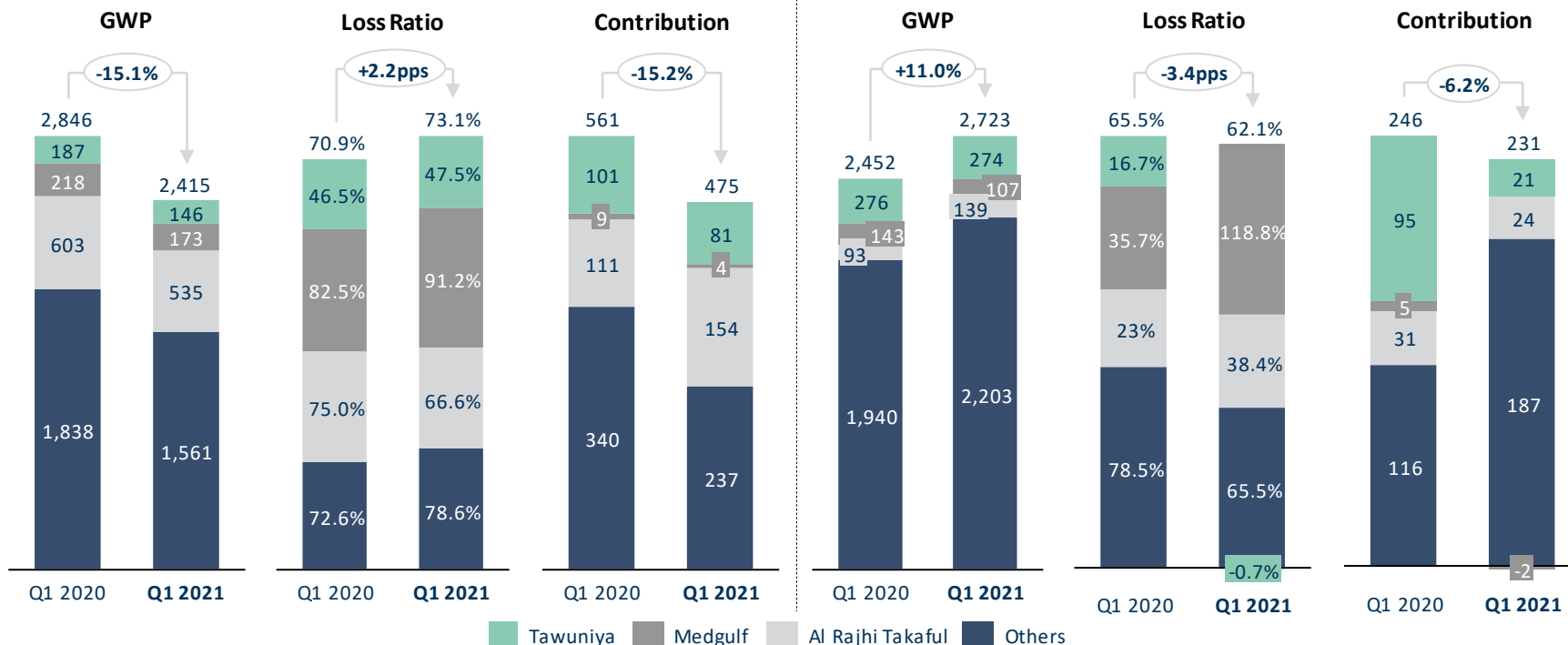
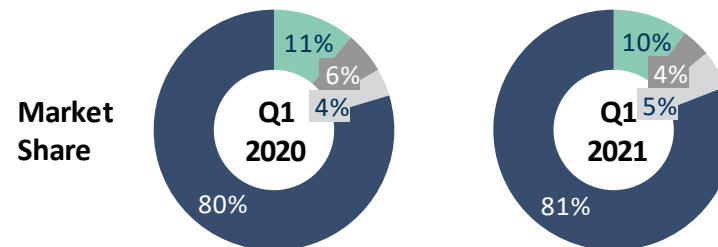


SR mn

Motor Segment



Other Segments¹



Q1 2021 Webcast

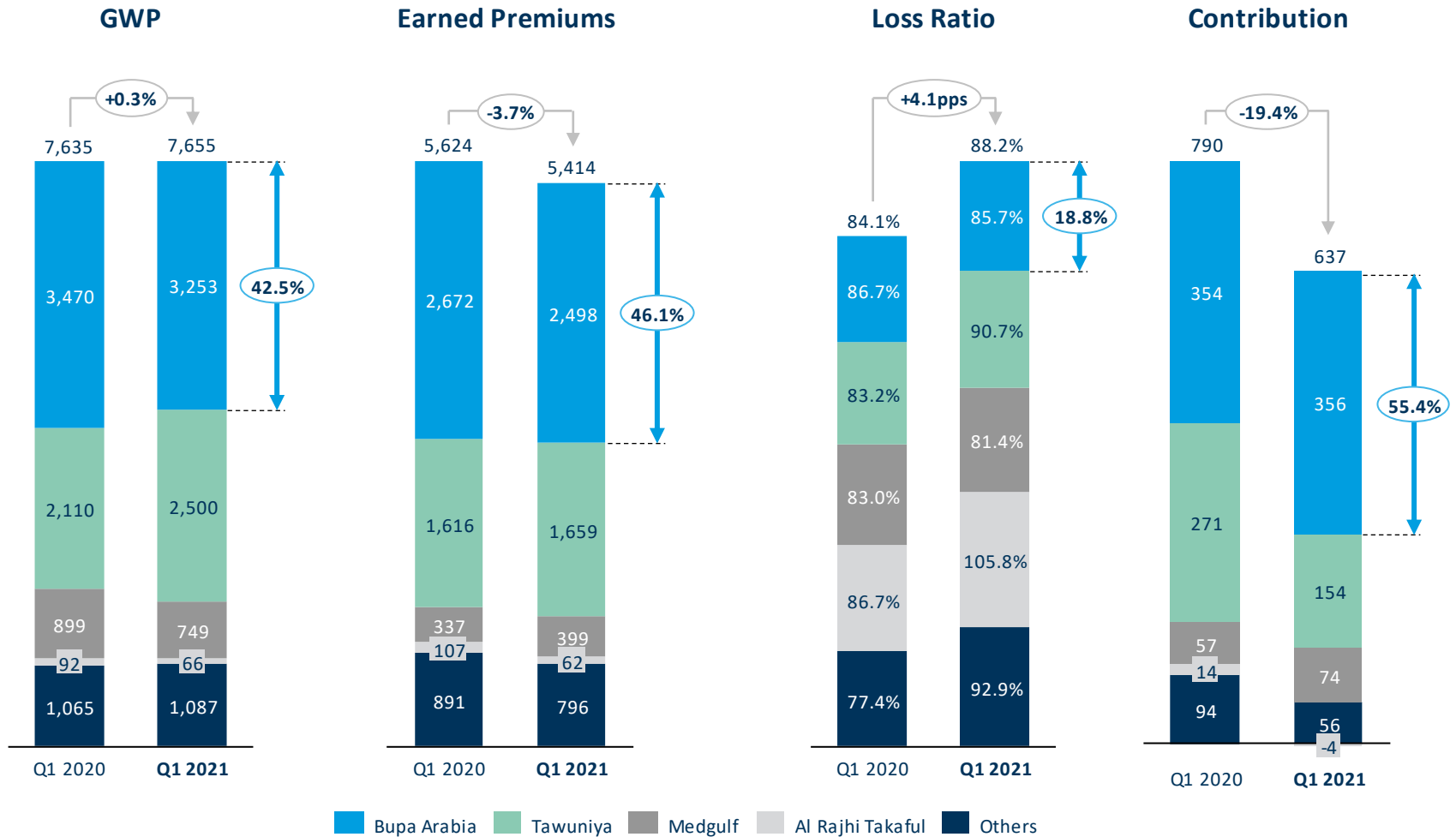
¹ Other segments include mainly Life, Marine, P&C and others

Health Insurance Market

Health contribution declining as a result of lower earned premiums and higher LR



SR mn



Source: respective insurance companies' filings

Q1 2021 Webcast

Note: Tawuniya Medical insurance results are inclusive of Umrah product.

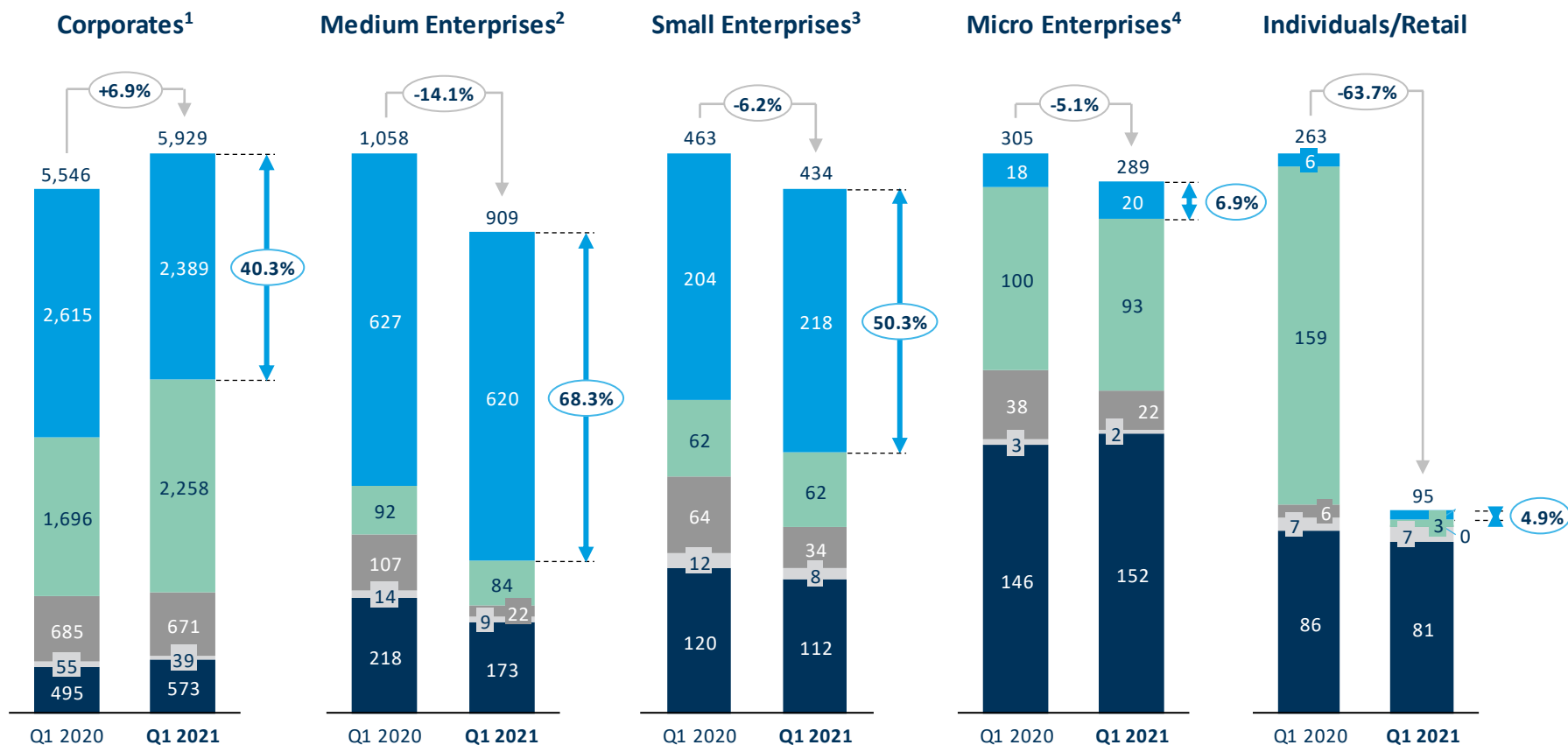
INTERNAL

Health Insurance Market - GWP Segmentation

Bupa Arabia continues to be the preferred health insurer for corporates and SMEs



SR mn



1) Corporates: Number of Employees > 249 ■ Bupa Arabia ■ Tawuniya ■ Medgulf ■ Al Rajhi Takaful ■ Others

2) Medium: Number of Employees 50 – 249

3) Small: Number of Employees 6 – 49

4) Micro: Number of Employees 1 – 5

Source: respective insurance companies' filing

Q1 2021 Webcast

Note: Tawuniya 2020 and 2021 segmented results of Individuals/retails include GWP from Umrah product.

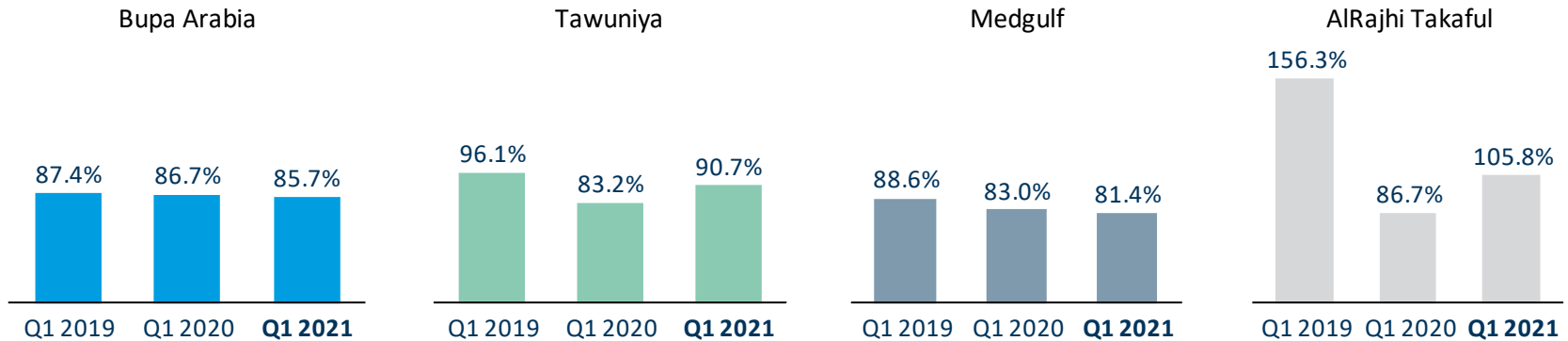
INTERNAL

Loss Ratio and Technical Reserves

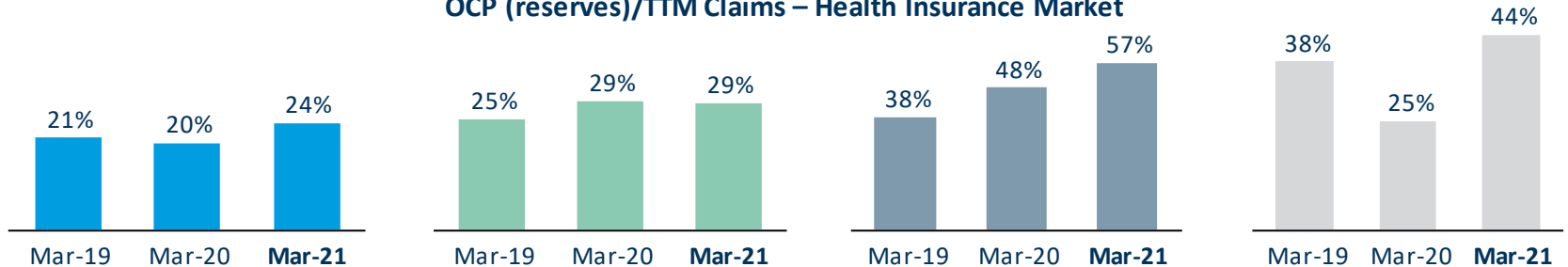
Bupa Arabia reports healthy LR and a slight increase in reserves ratio mainly driven by PDRs



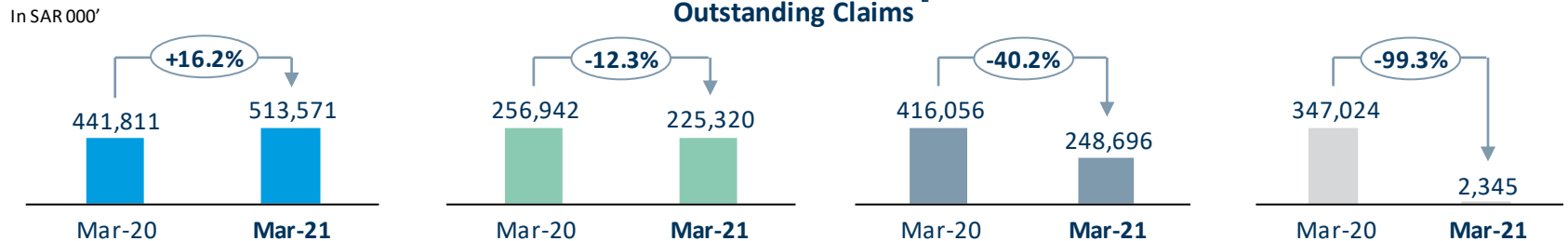
Loss Ratio – Health Insurance Market



OCP (reserves)/TTM Claims – Health Insurance Market



Outstanding Claims ²



Q1 2021 Webcast

Source: respective insurance companies' filings

¹Inclusive of Premium Deficiency Reserves

²Outstanding claims represent claims received from hospitals but not settled yet

INTERNAL

Company Overview

Financial Performance

Market Outlook

Other Highlights & Achievements

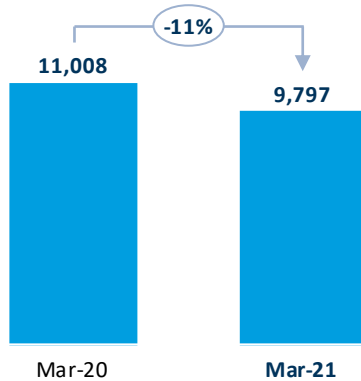
Additional Updates

Appendix – PDR & DAC Examples

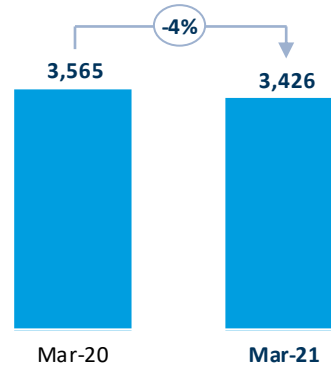
Abbreviations & Glossary

Saudi Health Insurance Market Trends (1/2)

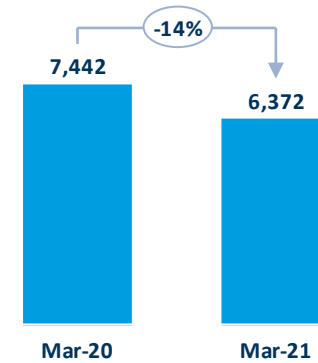
Insured lives decreased by 11% (c.1.21m) driven by expats departure



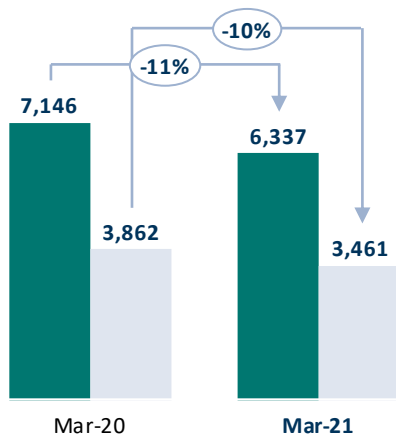
Total Insured Lives



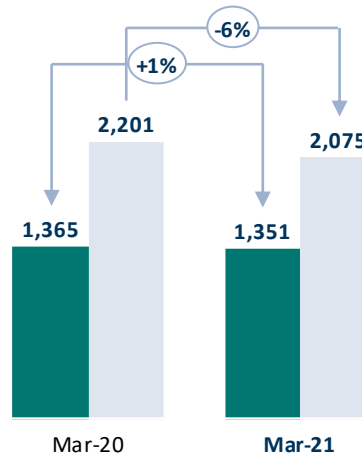
Saudi - Total



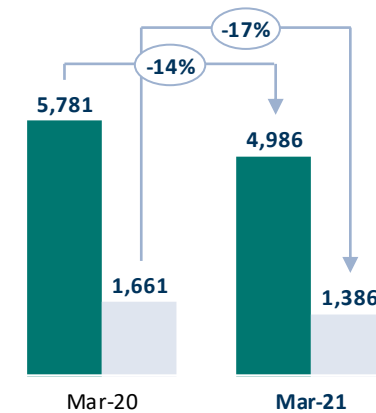
Expat - Total



Total - Primary
Total - Dependents



Saudi - Primary
Saudi - Dependents



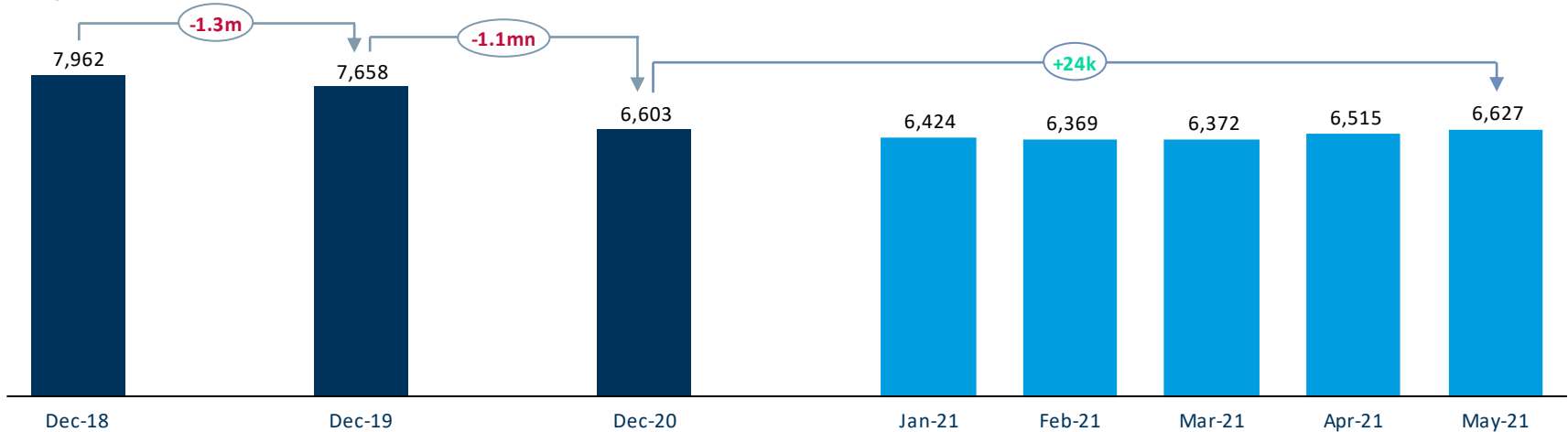
Expat - Primary
Expat - Dependents

Saudi Health Insurance Market Trends (2/2)

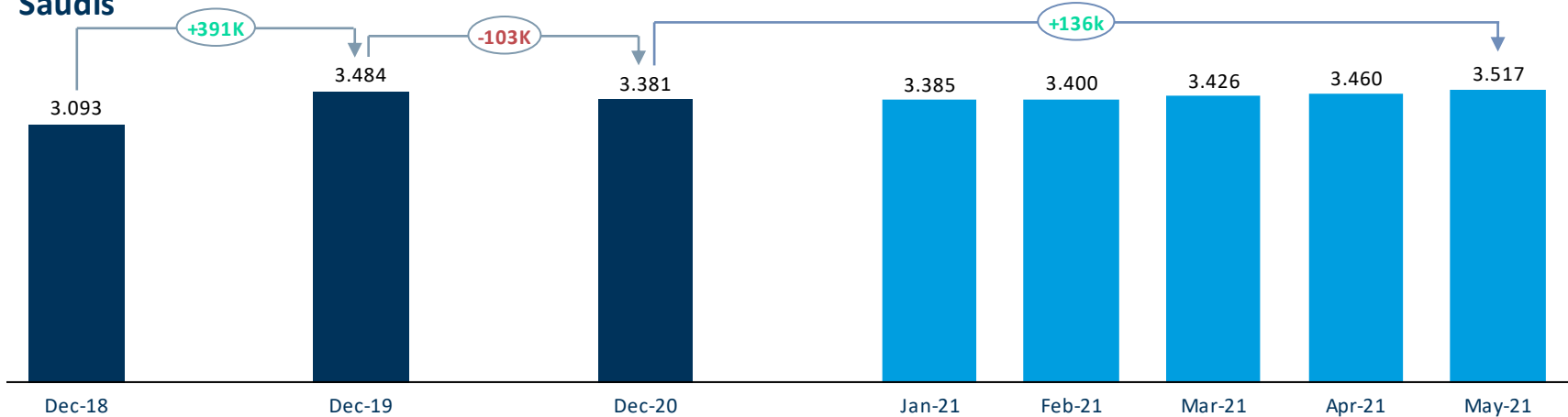


Expats lives remained flat from Dec20 levels while Saudis' penetration increased as of May21

Expats



Saudis

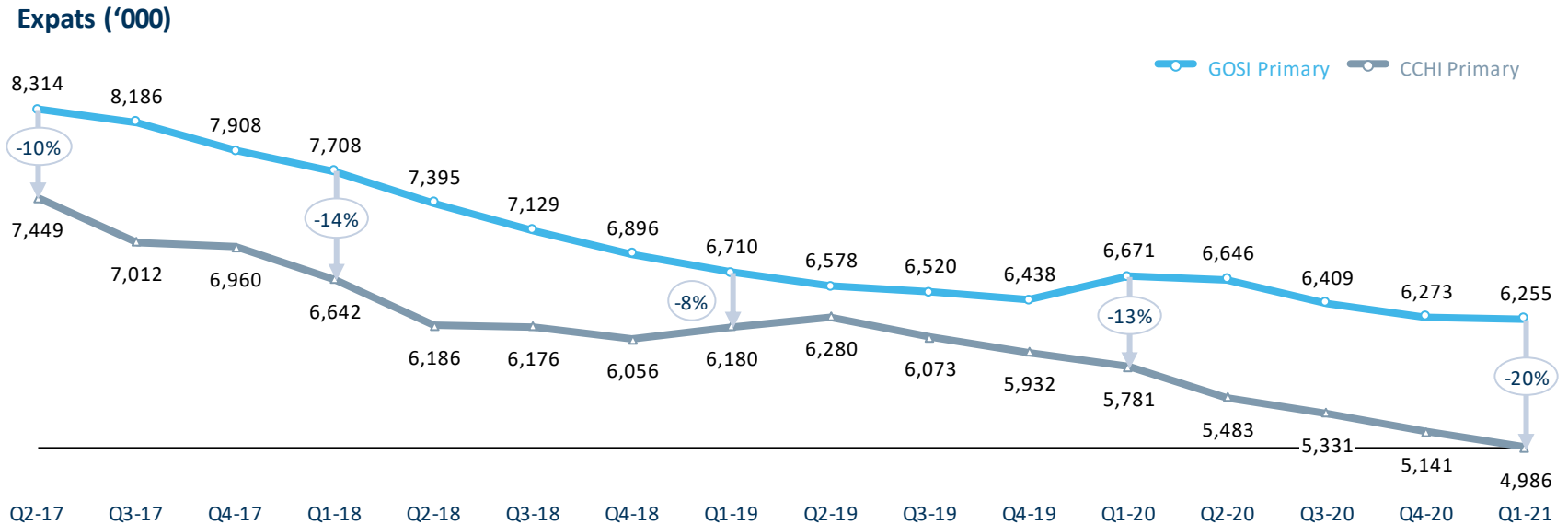
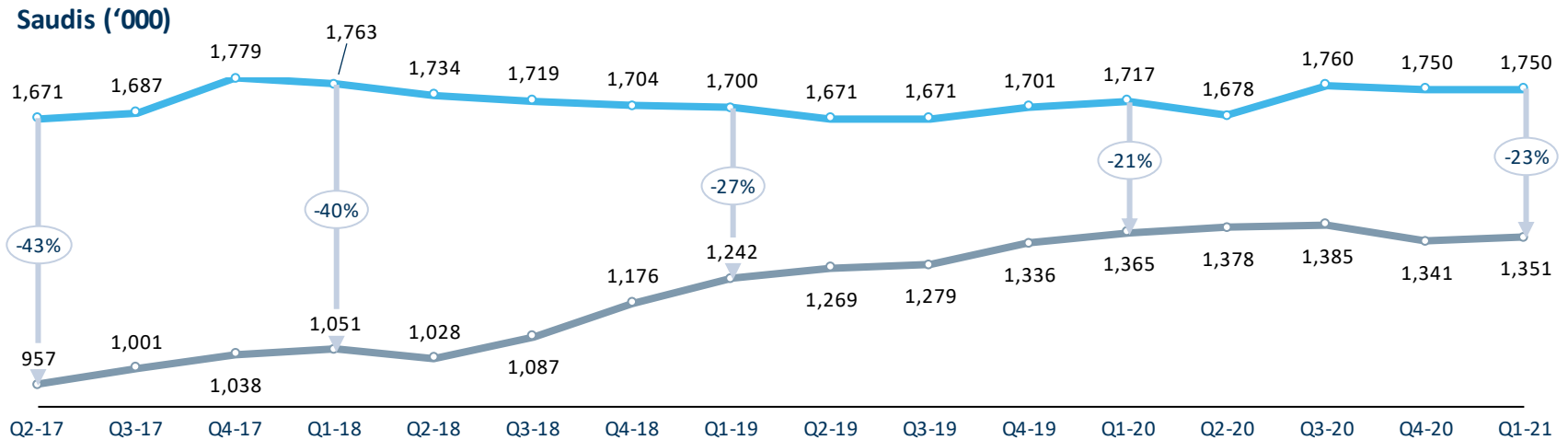


¹Inclusive of c.200k lives from SEC's population that were uploaded into CCHI portal ahead of the start date of their insurance contract (Jan 2019)

Source: CCHI website

Gap & Enforcement Explained

Gaps remain in the private sector with ~ 400k primary Saudis without PMI as of Q1 21

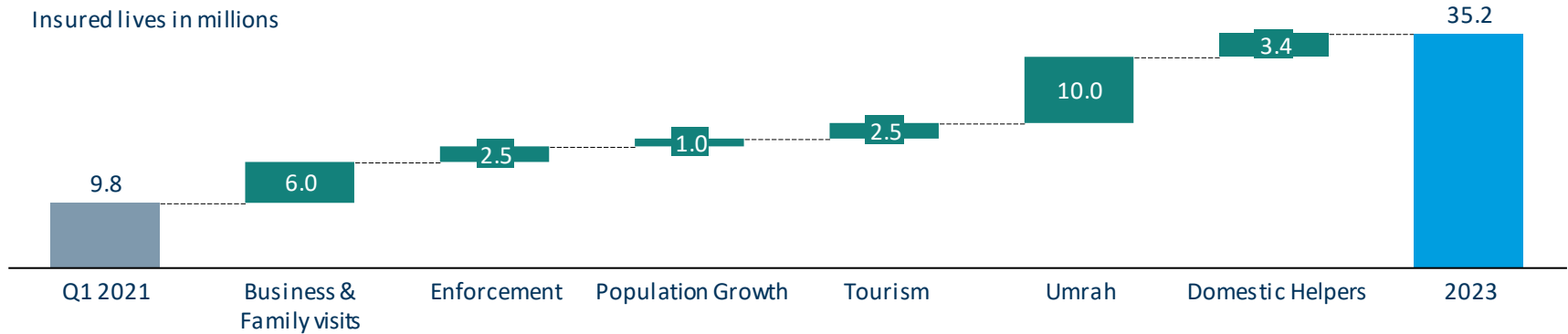


Future Growth Opportunities in Health Insurance

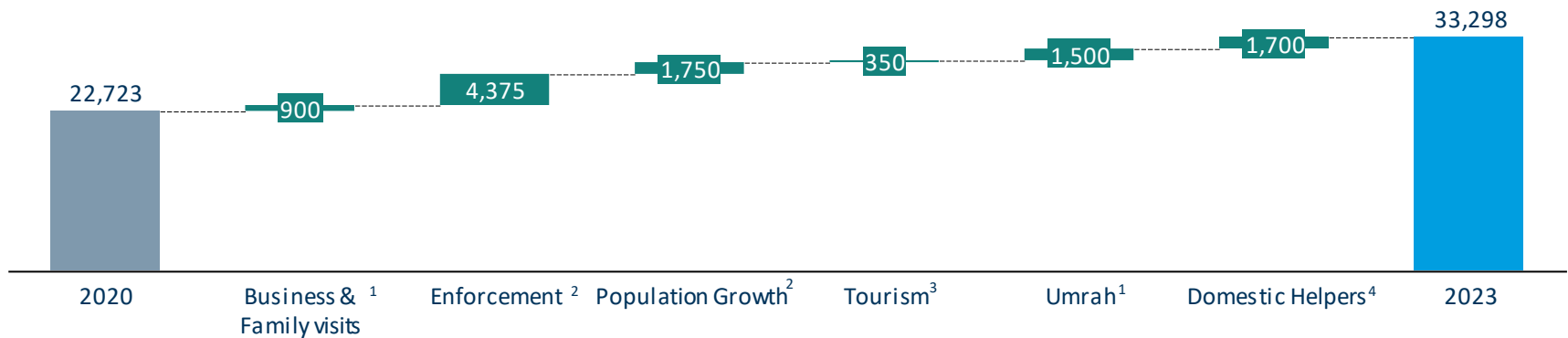
Potential addition of c.25m lives to the private healthcare sector by 2023



Expected contributors to lead the health insurance growth by 2023



Total Expected Health GWP (SAR mn)



1) GWP/life 100-200 SAR

2) GWP/life 1500-2000 SAR

3) GWP/life 140 SAR

4) GWP/life 400-600 SAR

Source: CCHI data & Bupa estimates

Company Overview

Financial Performance

Market Outlook

Other Highlights & Achievements

Additional Updates

Appendix – PDR & DAC Examples

Abbreviations & Glossary

Business & Regulatory Highlights



	Distribution of Dividends	<p>Bupa Arabia has recommended, on 25/04/2021, the distribution of dividends to the shareholders for the 2020 fiscal year which is 3.4 SAR per share. The dividend distribution date will be confirmed after the approval of the General Assembly.</p>
	CCHI Renewal License	<p>Bupa Arabia announced the renewal of health insurance license from CCHI for one year that starts on 15 February 2021 and ends on 15 February 2022.</p>
	Article 11	<p>CCHI recently issued Circular 895, regarding the enforcement of Article 11 of the Cooperative Health Insurance Law, requesting medical insurance companies, effective 1/1/2021, to include all accredited government healthcare providers in their medical network while complying with the approved financial compensation structure, which has been recently discounted</p>
	E-invoicing	<p>GAZT has recently published the e-invoicing regulations and its implementation in terms of invoice generation will become mandatory by Dec 4, 2021</p>
	COVID-19 insurance	<p>SAMA and CCHI have updated insurance requirements for the Non-Saudis arriving in the Kingdom from abroad, for the purposes of tourism, visit and Umrah, by adding the covering against Coronavirus (COVID-19) infection's risks.</p>
	CCHI & NPHIES	<p>CCHI and NHIC have partnered to launch a unified electronic services platform led by the Sehati Company called NPHIS (National Platform for Health and Insurance Exchange Services) aiming to standardize transactions between healthcare providers and insurance using latest technologies.</p>
	CMA & MoC	<p>With reference to the Royal Decree No. (15016) dated 03/16/1442 AH regarding the suspension of some provisions of the Companies Law regarding listed joint stock companies, notably the re-appointment of an auditor whose term of appointment has reached 5 continuous years for 2 additional years maximum, if the total period does not exceed 7 continuous years.</p>
	Hajj Announcement	<p>The Ministries of Health and Hajj announced that a total of 60,000 pilgrims (nationals and residents) will be allowed to perform the pilgrimage this year, which will begin mid-July.</p>
	CCHI Levies Exemption	<p>The Saudi Council of Cooperative Health Insurance (CCHI) announced exempting merged entities from qualification fees for maximum three years as per certain regulations. The new entities are those resulting from the merger between small and medium-sized healthcare services providers.</p>
	Travel Insurance	<p>SAMA has approved an insurance product for Saudis traveling overseas that covers COVID-19 risks with Tawuniya being the lead insurer. This is intended for Saudi out-bound travelers and mandated for those below the age of 18.</p>

Achievements & Awards



Brand Finance® **Brand Finance 2021 Ranking**

- The strongest brand in Saudi Arabia in 2020 and 2021

Forbes **Forbes List 2021**

- Tal Nazer ranked as one of the top 100 CEO in the Middle East 2021
- Bupa Arabia is the most valuable insurance company in the Middle East
- Bupa Arabia ranked #58 in the Middle East's top 100 companies in 2021

International Business MAGAZINE **International Business Magazine Awards 2021**

- Health Insurance company of the year 2020 and 2021 - Saudi Arabia



7th Middle East Insurance Industry Awards

- Best Health Insurance Company of the year 2020



Global Business Outlook Awards

- Best Healthcare Insurance Service Provider - Saudi Arabia 2020
- Best Digital Innovation in the Insurance Sector - Saudi Arabia 2020



International Finance Magazine Awards

- Best Health Insurance Company – Saudi Arabia 2020
- Best Investor Relations Insurance Company – Saudi Arabia 2020



The 3rd Annual Cosmopolitan The Daily Business Awards 2020

- Best Insurance Company - Saudi Arabia 2020



Kingdom's Top 20 Most Talked About Brands

- Ranked #8

Company Overview

Financial Performance

Market Outlook

Other Highlights & Achievements

Additional Updates

Appendix – PDR & DAC Examples

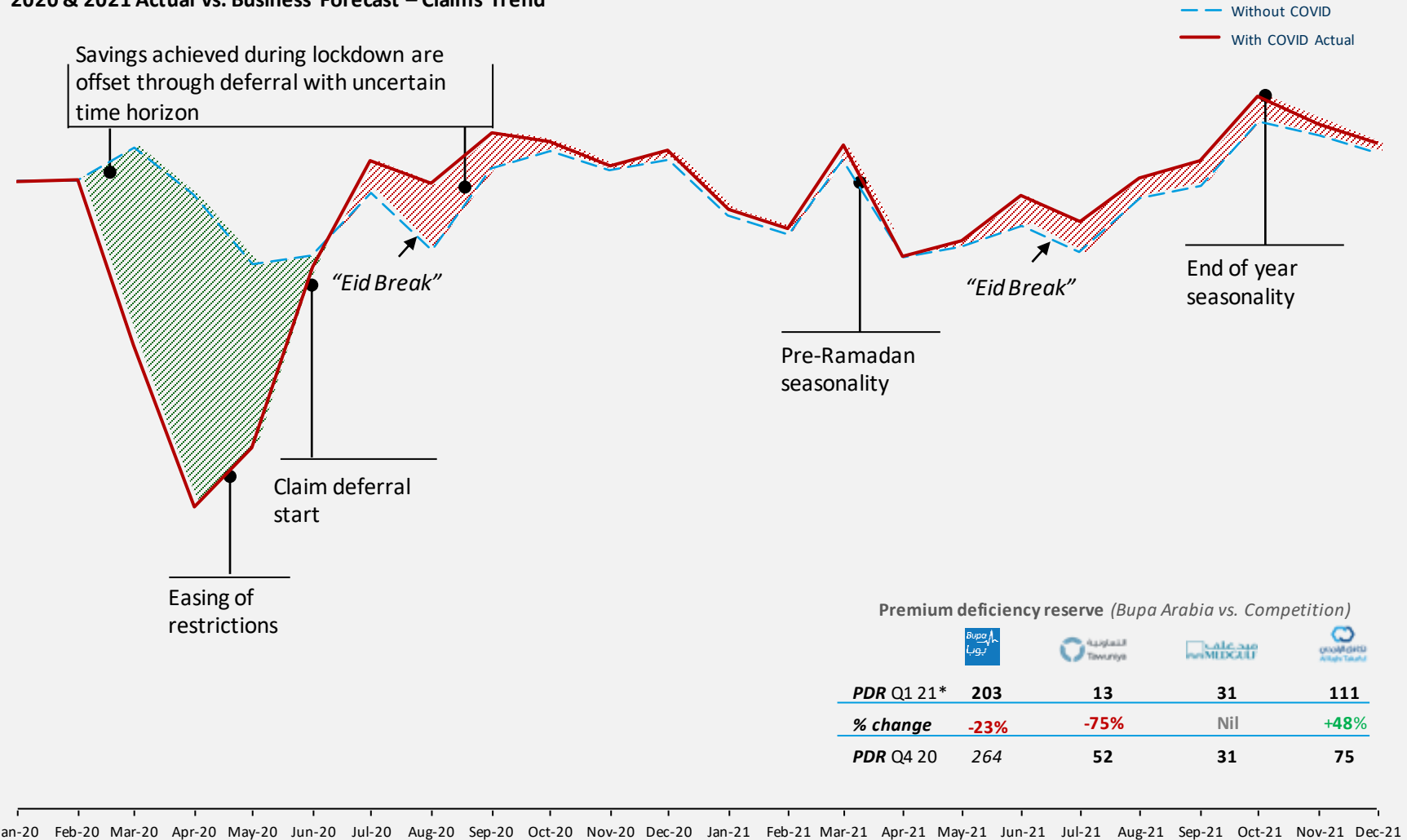
Abbreviations & Glossary

Claims Behavior with COVID-19

On annualized basis, short-term drop-in claims due to intensive restrictions in 2020 being offset with claims deferrals and seasonality



2020 & 2021 Actual vs. Business Forecast – Claims Trend



Premium deficiency reserve (Bupa Arabia vs. Competition)

PDR Q1 21*	203	13	31	111
% change	-23%	-75%	Nil	+48%
PDR Q4 20	264	52	31	75

Comprehensive Regulatory Updates

Newly introduced Article 11, NPHIES & updated Vaccine list are expected to impact the insurance industry



Article 11



CCHI recently issued **Circular 895**, dated 17/12/2020, regarding the enforcement of Article 11 of the Cooperative Health Insurance Law, requesting medical insurance companies, **effective 1/1/2021**, to include all accredited government healthcare providers in their medical network while complying with the **approved financial compensation structure**, which has been recently **revisited and discounted**.

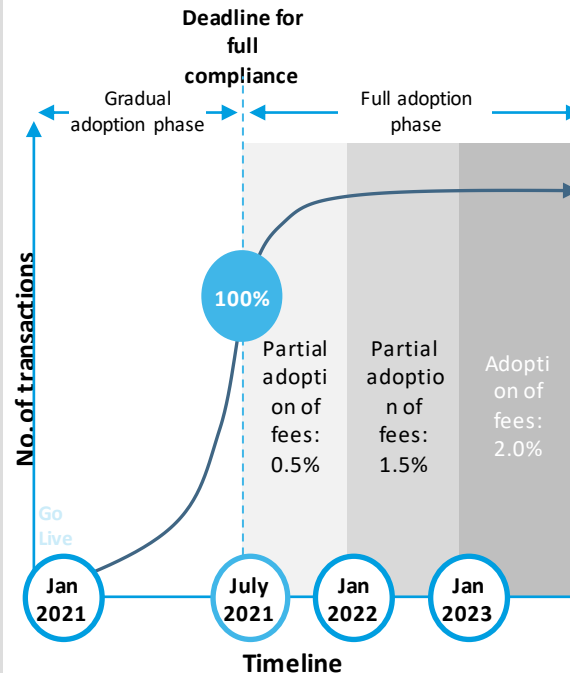
Saudi Segment	Impact on Industry
High-End	1.6%*
Medium	13.1%
Low-End	99.9%
Overall Increase on Saudis	21.8%
Expected Increase on Expts	2.6%

*Disclaimer: * Article 11 impact on Saudi rates in high-end segment may reach higher than 1.6% subject to public providers' readiness and full enrolment into the private healthcare networks*

NPHIES




CCHI and NHIC have partnered to launch a unified electronic services platform led by the Sehati Company called NPHIS (National Platform for Health and Insurance Exchange Services), aiming to **standardize transactions** between **healthcare providers and insurance companies** (with equally shared fees).



Updated Vaccine List



Ministry of Health has **updated the basic list of vaccines**, as a result all insurers should cover those newly added vaccines, which projects an impact of 0.5% on the health industry claims.

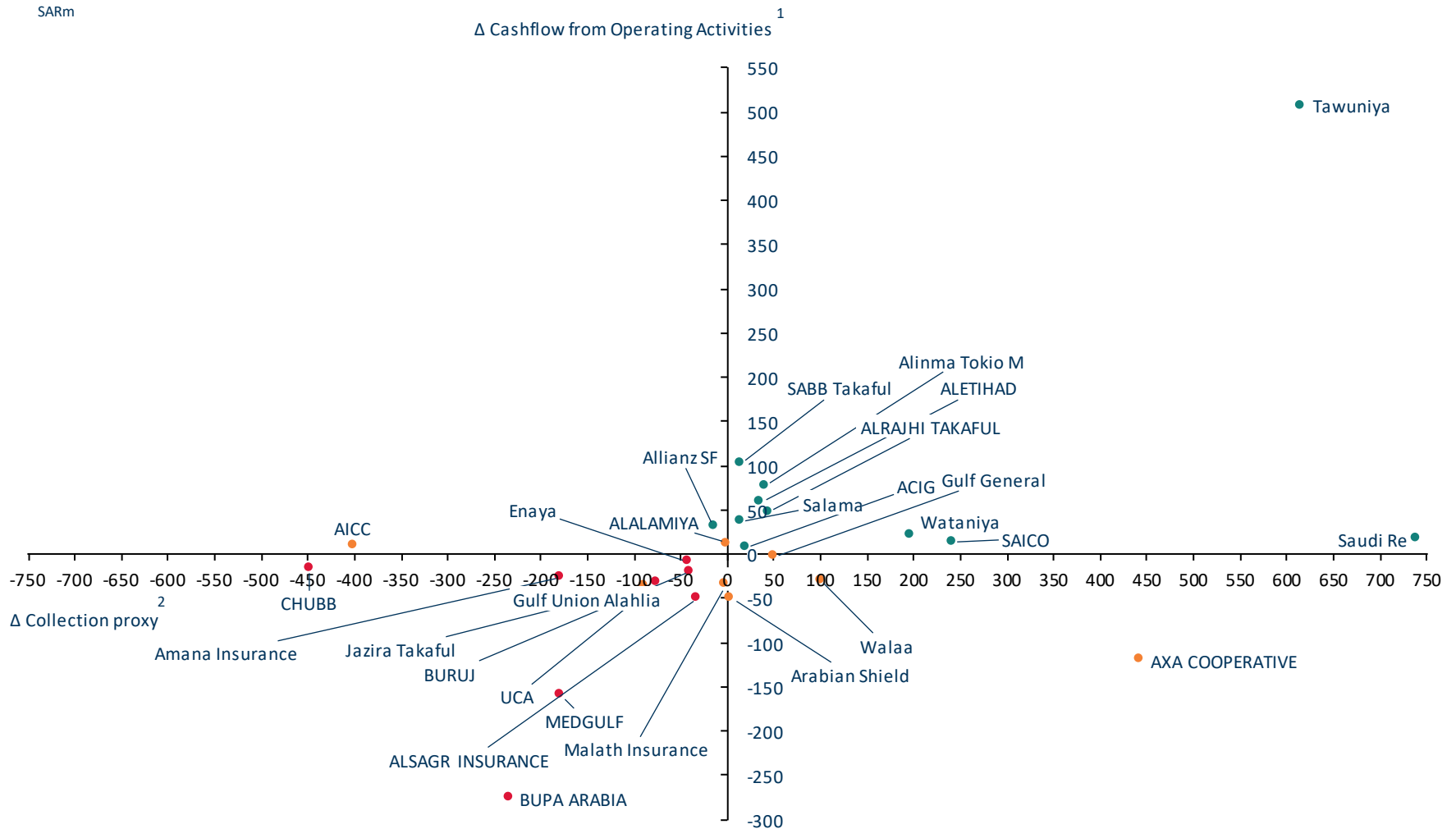


Insurance Sector's Collection and Cashflow Analysis

Cash position of Bupa Arabia reflective of drop in premiums



SARm



1) Cashflow from operating activities as of Q1 2021 - cashflow from operating activities as of Q1 2020

2) Collection proxy as of Q1 2021 - Collection proxy as of Q1 2020

○ Change in Q1 2021

Questions & Answers

Speakers:

Nader Ashoor – Chief Financial Officer

Ali Sheneamer – Chief Business Development Officer

Ahmed Bajunaid – Director of Asset Management & Business Advisory

Mohsen Jawhar – Head of Business Advisory & Investor Relations



Company Overview

Financial Performance

Market Outlook

Other Highlights & Achievements

Additional Updates

Appendix – PDR & DAC Examples

Abbreviations & Glossary

Premium Deficiency Reserve (PDR) and Deferred Acquisition Cost (DAC) Accounting Standards



PDR is a regulatory requirement (US GAAP and other regulations) set to cover the additional emerging losses when the Unearned Premium Reserve (UPR) is deemed not sufficient to cover the unexpired policies' reserve runoff.

Reference: ASC 944-60-25-4 (formerly FAS 60 – Par. 33) “A premium deficiency shall be recognized if the sum of expected claim costs and claim adjustment expenses, expected dividends to policyholders, unamortized acquisition costs, and maintenance costs exceeds related unearned premiums.”

DAC corresponds to the acquisition costs related to the insurers' written premiums which are expended over the term of the policy as premiums are earned. The unearned portion of DAC is capitalized and recognized as an asset on the insurer's balance sheet.

Below are sample calculations:

Balance sheet impact (GAAP)

Scenario	Unearned premiums	PV total expected costs	DAC	Expected profit/(loss)	Premium deficiency
A	\$10,000	\$7,391	\$2,500	\$109	\$0
B	\$10,000	\$9,701	\$2,500	(\$2,201)	\$2,201
C	\$10,000	\$12,010	\$2,500	(\$4,510)	\$4,510

- $PDR = \text{Unearned premiums} - \text{PV expected costs} - \text{DAC}$; when loss is expected on a particular policy

Calculating premium deficiency (GAAP)

Scenario	DAC balance	Premium deficiency	New DAC balance	PDR liability
A	\$2,500	\$0	\$2,500	-
B	\$2,500	\$2,201	\$299	-
C	\$2,500	\$4,510	-	\$2,010

- If $\text{DAC balance} > \text{Premium deficiency}$, then $\text{New DAC} = \text{DAC balance} - \text{Premium deficiency}$
- If $\text{DAC balance} < \text{Premium deficiency}$, then $\text{PDR liability} = \text{Premium deficiency} - \text{DAC}$

Agenda



Company Overview

Financial Performance

Market Outlook

Other Highlights & Achievements

Additional Updates

Appendix – PDR & DAC Examples

Abbreviations & Glossary

Abbreviations

BDP	Bad Debt Provision
CCHI	Council Of Cooperative Health Insurance
CMA	Capital Market Authority
CMT	Crisis Management Team
CR	Commercial Registration
EBT	Earnings Before Tax
G&A	General And Administrative Expenses
GAZT	General Authority for Zakat and Tax
GOSI	General Organization for Social Insurance
GWP	Gross Written Premium
IFM	International Finance Magazine
KPI	Key Performance Indicator
MoC	Ministry of Commerce
MOE	Ministry of Education
MoH	Ministry of Health
MOL	Ministry of Labor
NEP	Net Earned Premiums
NHIC	National Center for Health Information
OCP	Outstanding Claims Provision (Known As Technical Reserve)
PPS	Percentage Points
Q	Quarter
SAMA	Saudi Arabian Monetary Agency
S&M	Selling And Marketing Expenses
SME	Small & Medium Enterprises
TTM	Trailing Twelve Months
YoY	Year on Year

Glossary of terms



Understanding our Financial Statements

A customer buys a one-year medical insurance policy for SR 5,000 on July 1, 2020. The coverage ends on June 30, 2021. The annual reporting period for the business in this example is for the year ended December 31, 2020.

A	Gross written premium (GWP)	5,000		When a customer buys a health insurance policy on July 1, the total premium for the duration of the contract assuming no additions or deletion is SR 5,000. This amount is classified as Gross Written Premium (GWP). Market share is measured using GWP.
B	Premiums ceded to reinsurers	-50	A*Reinsurance rate	The portion of risk that is transferred to a reinsurance company in exchange for a stated premium. In this case the reinsurer has been paid SR 50 and will be responsible for a specified risk according to the agreement with the reinsurer (reinsurance is mandatory per SAMA regulations)
C	Net written premium (NWP)	4950	A-B	The total value of the written premium that will be earned by the insurer during the duration of the contract (12 months) between July 1, 2020 and June 30, 2021
D	Unearned premium (UEP)	2475	C*50%	The portion of the premium that has not been earned in the reporting period and is recorded as a liability on the insurer's balance sheet. Since the contract was written on 1 July 2020, only half of the premium is earned in 2020
E	Net earned premium (NEP)	2475	C*50%	The net earned portion represents the expired i.e. completed amount of the net written premium; The portion of the total premium that was exposed to a potential claim loss during the completed period. If a customer is enrolled mid-year, as is the case in this example, then half of the exposure will be in the year he enrolled (2020) and half will be reflected in the year after (2021)

Glossary of terms



F	Gross claims paid	1825		<p>The actual amount of all paid claims on behalf of the customers. There are two types of claims;</p> <ol style="list-style-type: none"> 1. Provider claims on direct billing and to be refunded to the customer 2. Reimbursement claims requested by the member <p>A claim is a request for payment received by the insurer to pay for services that were provided by a health care professional to an insured member. A claim may be sent by a medical provider at which the treatment was offered as a provider claim, or directly submitted by the insured member as a reimbursement claim.</p> <p>The portion of claims the reinsurers are responsible for in exchange for certain premium (as mentioned in Reinsurance ceded -B)</p>
G	Reinsurance share	-25	F*%	<p>Net amounts paid for claims requests after deducting the reinsurer's share</p>
H	Net claims paid	1800	F-G	<p>The outstanding claims provision includes the "Incurred But Not Reported" claims (IBNR), which is defined as all claims that have taken place but have not been reported yet, either because the claim was not yet received by the insurer, or it has been received but not yet processed or paid by the insurer. This is also referred to as an insurer's claims reserve, and is recorded as a liability on the insurer's balance sheet. Before final payment to providers, the insurer adjudicates the claims. This is the process by which the claim is compared to the patient's health plan benefits to verify that the required information is available to process the claim, that the claim is not a duplicate, that the insurer's rules and procedures have been followed, and that the procedures performed or the services provided are for covered benefits</p>
I	Outstanding claims provision (OCP)	200	Based on actuarial estimates	

Glossary of terms



J	Net claims incurred	2000	H+I	All payment requests received from hospitals or members to pay for a certain service or projected to be received for the duration of the earned portion of the contract (July 1, 2020 to Dec 31, 2020)
K	Underwriting result (Contribution)	475	E-J	The surplus of net earned premium less net claims incurred is the contribution. It measures profitability of the policy before accounting for overhead costs.
L	Costs and expenses	250		Includes selling & marketing, general & administration expenses, and regulatory levies, etc.
M	Underlying trading results	725	K-L (excluding non-recurring item)	The total profit excluding one-time charges and investment income
N	Surplus from insurance operations	225	K-L	The excess amounts from the earned premium less the medical costs and all expenses (including non-recurring items) plus other income (i.e. insurance operations, investment income and all other sundry income)
O	Distribution of surplus (Cooperative Distribution)	22.5	N*10%	The SAMA regulatory required surplus to be distributed to policyholders is 10% of the surplus from insurance operations and the full surplus is distributed as follows: <ul style="list-style-type: none"> • Transfer to Policyholders' payables 10% • Transfer to Shareholders' operation 90%
Ratios				
	Loss ratio (LR)	81%	J/E	The net claims incurred divided by the net earned premium. It measures the % of medical claims cost versus the earned portion of all policyholders
	Expense ratio	10%	L/E	The operating expenses divided by the net earned premium
	Combined ratio	91%	(J+L)/E	The loss ratio plus the expense ratio. It is a proxy for the surplus from insurance operations

Glossary of terms



Understanding Bupa Arabia's Balance Sheet

Goodwill	Goodwill represents the intangible asset which resulted from the Bupa Arabia purchase of the Saudi Health insurance portfolio from Bupa Middle East Limited E.C. in accordance with the assessment by SAMA and the prescribed SAMA guidelines of 2008. The insurance portfolio transfer agreement was completed during 2009
Fixed Assets	Fixed assets include the company's investment in new retail outlets, IT, and fixtures, equipment, machinery, etc.
Cash & Investments	All cash in the banks, investments, and statutory deposits
Working Capital	The working capital represents the operating liquidity available to the organization. The current assets include the receivables, net of bad debt provision, deferred acquisition costs, and other pre-paid expenses. The current liabilities include the technical reserves of outstanding claims provision (OCP) and unearned premium (UEP) and other accrued liabilities. Unlike many businesses, working capital is not favourable in an insurance business. This is because the premium is usually received before the claims liabilities are incurred and ultimately paid
Equity	Shareholders' equity represents the paid up capital, plus retained earnings, statutory reserve, and is net of accumulated Zakat/Income tax charges since inception
Borrowings	Generally speaking, insurance companies do not need the support of bank borrowings due to the favourable funding of working capital by customers

THANK YOU



Bupa Arabia

Business Advisory & Investor Relations

Tel: +966 920 000 456 Ext: 3583

ba.bair@bupa.com.sa

www.bupa.com.sa